

DEWALT®



THE
**POWER OF
FREEDOM**



COMPLETE SOLUTIONS

DEWALT® is a market-leading manufacturer of premium power tools, accessories and anchors and fixings that provides a fully integrated system solution for various applications.

DEWALT® tools offer unparalleled performance, with durable construction for a professional finish. Rely on DEWALT® to get the job done, with a 2 year guarantee on most tools.

XR FLEXVOLT

Taking cordless drilling to the next level, the newest DEWALT® 54V XR FLEXVOLT® range provides true corded performance without the restrictions of the cord. With Brushless motors and Perform & Protect™ low vibration levels, these tools set the new standard on the jobsite.

With over 50 tools in the range the 18V XR® Lithium-Ion battery platform is the biggest and fastest growing in our range. All 18V XR® products are compatible with XR FLEXVOLT® batteries, giving you longer runtime and even greater flexibility meaning the CORDLESS JOBSITE has arrived.



WHY CHOOSE DEWALT®?

END USER TESTING

Every one of our products are tested at length by genuine construction professionals, ensuring they never let a user down. Under the most demanding jobsite conditions, DEWALT® tools earn the right to be labelled **GUARANTEED TOUGH®** – in the hands of real users.

INNOVATIVE PRODUCTS

To support our users and drive our industry forward, DEWALT® consistently develop truly innovative products, across multiple categories.

This technical strength is regularly recognised by international design awards.

USER LOYALTY

DEWALT® guarantees to deliver and service high performance solution that enable the end-user to achieve productive and professional results. The cast-iron DEWALT® guarantee and premium service network ensure that our users have faith in the quality of our products. First-time buyers will become loyal DEWALT® users.

DEWALT®

CONTENTS

CORDLESS POWER TOOLS

P.8



BATTERIES & CHARGERS

P.28



CORDED POWER TOOLS

P.32



Based on roughly 100 years of history, DeWalt has built up its reputation for industrial power tools in the fields of design, engineering, and construction.

Over the past several decades, the outstanding quality and durability of DeWalt products have made them the most trusted by professional engineers, industrial and commercial operators, and manufacturing and maintenance workers around the world.

LASER INSTRUMENTS

P.63



STORAGE

P.70



ACCESSORIES & PARTS

P.78



* Product images may differ from actual products.

P.106





| | |
|-------------------------------------|----|
| Cordless Screwdriver | 08 |
| Cordless Drill Drivers | 09 |
| Cordless Hammer Drill Drivers | 11 |
| Cordless Impact Drivers | 13 |
| Cordless Impact Wrenches | 14 |
| Cordless SDS Plus Hammers | 16 |
| Cordless Grinders | 17 |
| Other Cordless Tools | 18 |
| FLEXVOLT Tools | 21 |

7.2V LITHIUM ION COMPACT SCREWDRIVER

DCF008

| | |
|-------------------------|-------------------|
| Voltage | 7.2 V |
| Battery Chemistry | Lithium Ion |
| Battery Capacity | 1.5 Ah |
| Revolutions per minutes | 180/600/min |
| Max torque (low speed) | 10 Nm |
| Max torque (high speed) | 8 Nm |
| Weight | 0.65 kg |
| Length x Height | 340X60/280X170 mm |



Buy Now



10.8V LITHIUM ION COMPACT SCREWDRIVER

DCF610D2

| | |
|-------------------|--------------|
| Voltage | 10.8 V |
| Battery Chemistry | Lithium Ion |
| Battery Capacity | 2.0 Ah |
| Tool Holder | 6.35 mm |
| Max. Torque | 8 Nm |
| No Load Speed | 0-1050 rpm |
| Weight | 0.76 kg |
| Length x Height | 158 x 190 mm |



Buy Now



12V MAX LITHIUM ION BRUSHLESS COMPACT SCREWDRIVER

DCF601D2

| | |
|-------------------------------|-------------|
| Voltage | 12V |
| Battery Chemistry | Lithium Ion |
| Battery Capacity | 2.0 Ah |
| No load speed | 0-1100 |
| Tool holder | 6.35mm |
| Max Drill ø | 10mm |
| Weight (without battery pack) | 0.68kg |



Buy Now



10.8V 1.3AH 10MM COMPACT DRILL

DCD700C2

| | |
|---------------------------------------|----------------|
| Voltage | 10.8V |
| Battery Chemistry | Lithium Ion |
| Battery Capacity | 1.3 Ah |
| Max. Torque (Soft / Hard) | 15 / 24 Nm |
| No Load Speed | 0-400/1500 rpm |
| Chuck Capacity | 1-10 mm |
| Max. Drilling Capacity [Wood / Metal] | 20 / 10 mm |
| Weight | 1.1 kg |
| Length x Height | 185 x 195 mm |



Buy Now

10.8V XR

ALSO AVAILABLE AS:

DCD700C2A (WITH 109 PCS ACCESSORY SET)



10.8V 2.0AH 10MM COMPACT DRILL

DCD710D2

| | |
|---------------------------------------|----------------|
| Voltage | 10.8V |
| Battery Chemistry | Lithium Ion |
| Battery Capacity | 2.0 Ah |
| Max. Torque (Soft / Hard) | 15 / 24 Nm |
| No Load Speed | 0-400/1500 rpm |
| Chuck Capacity | 1-10 mm |
| Max. Drilling Capacity [Wood / Metal] | 20 / 10 mm |
| Weight | 1.1 kg |
| Length x Height | 185 x 195 mm |



Buy Now

10.8V XR



18V 1.5AH 13MM BRUSHLESS DRILL

DCD777S2T

| | |
|----------------------------------|-----------------|
| Voltage | 18V |
| Battery Chemistry | Lithium Ion |
| Battery Capacity | 1.5 Ah |
| Max. Torque (Hard/Soft) | 65/26 Nm |
| No Load Speed | 0-500/17500 rpm |
| Chuck Capacity | 1.5-13 mm |
| Drilling Capacity [Wood / Metal] | 30/13 mm |
| Weight | 1.5 kg |
| Length x Height | 192 x 198 mm |



Buy Now

BRUSHLESS
18V XR



18V 13MM LITHIUM ION BRUSHLESS DRILL

DCD7771D2

| | |
|-------------------------------------|----------------|
| Voltage | 18V |
| Battery Chemistry | Lithium Ion |
| Battery Capacity | 2.0 Ah |
| Max Torque (Hard) | 65 Nm |
| Max Torque (Soft) | 26 Nm |
| No Load Speed | 0-500/1750 rpm |
| Chuck Capacity | 1.5-13 mm |
| Max. Drilling Capacity [Wood/Metal] | 38/13 mm |
| Weight (Tool Only) | 1.15 kg |
| Length x Height | 192 x 198 mm |



NEW

Buy Now

BRUSHLESS

18V XR



18V 1.5AH 13MM BRUSHLESS COMPACT DRILL

DCD708S2T

| | |
|--------------------------------|----------------|
| Voltage | 18V |
| Battery Chemistry | Lithium Ion |
| Battery Capacity | 1.5Ah |
| Max. Torque (Hard/Soft) | 65/26Nm |
| No Load Speed | 0-450/1650 rpm |
| Chuck Capacity | 1.5-13 mm |
| Drilling Capacity [Wood/Metal] | 35/13 mm |
| Weight | 1.45 kg |
| Length x Height | 160 x 198 mm |



Buy Now

BRUSHLESS

18V XR



18V 1.5AH 13MM COMPACT DRILL

DCD771S2

| | |
|-------------------------------------|----------------|
| Voltage | 18V |
| Battery Chemistry | Lithium Ion |
| Battery Capacity | 1.5 Ah |
| Max. Torque (Hard) | 42 Nm |
| Max. Torque (Soft) | 24 Nm |
| No Load Speed | 0-450/1500 rpm |
| Chuck Capacity | 1.5-13 mm |
| Max. Drilling Capacity [Wood/Metal] | 25/13 mm |
| Weight | 1.65 kg |
| Length x Height | 219 x 191 mm |



Buy Now

18V XR



18V BRUSHLESS 3-SPEED DRILL

DCD991NT

| | |
|-------------------------------------|---------------------|
| Voltage | 18V |
| Max. Torque (Hard) | 95 Nm |
| Max. Torque (Soft) | 66 Nm |
| No Load Speed | 0-450/1300/2000 rpm |
| Chuck Capacity | 1.5-13 mm |
| Max. Drilling Capacity [Wood/Metal] | 55/15 mm |
| Weight | 2.1 kg |
| Length x Height | 200 X 208 mm |



Buy Now

BRUSHLESS

18V XR



10.8V 2.0AH HAMMER DRILL DRIVER

DCD716D2


| | |
|-------------------------------------------------|------------------|
| Voltage | 10.8V |
| Battery Chemistry | Lithium Ion |
| Battery Capacity | 2.0 Ah |
| Max. Torque (Soft / Hard) | 16 / 30 Nm |
| No Load Speed | 0-1050 min-1 |
| Beats per Minute | 0-6000/22500 bpm |
| Chuck Capacity | 1-10 mm |
| Max. Drilling Capacity [Wood / Metal / Masonry] | 20 / 10 / 8 mm |
| Weight | 1.18 kg |
| Length x Height | 200 x 210 mm |



Buy Now

Video

10.8V XR



18V 1.5AH 13MM HAMMER DRILL DRIVER

DCD776S2

| | |
|---------------------------------------------|------------------|
| Voltage | 18V |
| Battery Chemistry | Lithium Ion |
| Battery Capacity | 1.5 Ah |
| Max. Torque (Hard) | 42 Nm |
| Max. Torque (Soft) | 24 Nm |
| No Load Speed | 0-400/1500 rpm |
| Beats Per Minute | 0-7650/25500 bpm |
| Chuck Capacity | 1.5-13 mm |
| Max. Drilling Capacity [Wood/Metal/Masonry] | 30/13/13 mm |
| Weight | 1.7 kg |
| Length x Height | 228 x 191 mm |



Buy Now



ALSO AVAILABLE AS:

DCD776S2A (WITH 100 PCS ACCESSORY KIT)



18V 1.5AH 13MM BRUSHLESS HAMMER DRILL DRIVER

DCD778S2T

| | |
|----------------------------------------|------------------|
| Voltage | 18V |
| Battery Chemistry | Lithium Ion |
| Battery Capacity | 1.5 Ah |
| Max. Torque (Hard/Soft) | 65/26 Nm |
| No Load Speed | 0-500/1750 rpm |
| Beats Per Minute | 0-8500/29750 bpm |
| Chuck Capacity | 1.5-13mm |
| Drilling Capacity [Wood/Metal/Masonry] | 30/13/13 mm |
| Weight | 1.55 kg |
| Length x Height | 204 x 198 mm |



Buy Now



18V 1.5AH 13MM BRUSHLESS COMPACT HAMMER DRILL DRIVER

DCD709S2T

| | |
|----------------------------------------|----------------|
| Voltage | 18V |
| Battery Chemistry | Lithium Ion |
| Battery Capacity | 1.5 Ah |
| Max. Torque (Hard/Soft) | 65/26 Nm |
| No Load Speed | 0-450/1650 rpm |
| Beats Per Minute | 0-28050 bpm |
| Chuck Capacity | 1.5-13 mm |
| Drilling Capacity [Wood/Metal/Masonry] | 30/13/13 mm |
| Weight | 1.5 kg |
| Length x Height | 175 x 198 mm |



Buy Now



18V 13MM LITHIUM ION BRUSHLESS HAMMER DRILL DRIVER

DCD7781D2

| | |
|---------------------------------------------|------------------|
| Voltage | 18V |
| Battery Chemistry | Lithium Ion |
| Battery Capacity | 2.0 Ah |
| Max Torque (Hard) | 65 Nm |
| Max Torque (Soft) | 26 Nm |
| No Load Speed | 0-500/1750 rpm |
| Beats per Minute | 0-8500/29750 bpm |
| Chuck Capacity | 1.5-13 mm |
| Max. Drilling Capacity [Wood/Metal/Masonry] | 38/13/13 mm |
| Weight (Tool Only) | 1.18 kg |
| Length x Height | 204 x 198 mm |



NEW

Buy Now

BRUSHLESS
18V XR



18V 13MM HAMMER DRILL DRIVER

DCD785M2

| | |
|----------------------------------------|-------------------|
| Voltage | 18V |
| Battery Chemistry | Lithium Ion |
| Battery Capacity | 4.0 Ah |
| Max. Torque | 60 Nm |
| No Load Speed | 0-600/2000 rpm |
| BeaVMin. | 0-10200/34000 bpm |
| Chuck Capacity | 1.5-13 mm |
| Drilling Capacity [Wood/Metal/Masonry] | 38 /13/13 mm |
| Weight | 1.88 kg |
| Length x Height | 192 x 198mm |



Buy Now

18V XR



18V BRUSHLESS 3-SPEED HAMMER DRILL DRIVER

DCD996P2

| | |
|---------------------------------------------|------------------------|
| Voltage | 18V |
| Battery Chemistry | Lithium Ion |
| Battery Capacity | 5.0 Ah |
| Max. Torque (Hard) | 95 Nm |
| Max. Torque (Soft) | 66 Nm |
| No Load Speed | 0-450/1300/2000 rpm |
| Beats Per Minute | 0-8600/25500/38250 bpm |
| Chuck Capacity | 1.5-13 mm |
| Max. Drilling Capacity [Wood/Metal/Masonry] | 55/15/16 mm |
| Weight | 2.2 kg |
| Length x Height | 213 x 208 mm |



Buy Now

BRUSHLESS
18V XR



ALSO AVAILABLE AS:

DCD996NT



10.8V 2.0AH 6.35MM IMPACT DRIVER

DCF815D2

| | |
|--------------------|----------------|
| Voltage | 10.8V |
| Battery Chemistry | Lithium Ion |
| Battery Capacity | 2.0 Ah |
| Tool Holder | 1/4" (6.35 mm) |
| Max. Torque | 107 Nm |
| No Load Speed | 0-2450 rpm |
| Impacts per Minute | 0-3400 ipm |
| Max. Bolt Diameter | M10 |
| Weight | 1.0 kg |
| Length x Height | 158 x 195 mm |



Buy Now

10.8V XR



12V BRUSHLESS COMPACT IMPACT DRIVER

DCF801D2

| | |
|-------------------|--------------|
| Voltage | 12V |
| Battery Chemistry | Lithium Ion |
| Battery Capacity | 2.0 Ah |
| No-load speed | 0-2850rpm |
| Precision Mode | 0-950 min-1 |
| Lo Mode | 0-1950 min-1 |
| Hi Mode | 0-2850 min-1 |
| Impact rate | 0-3600 min-1 |
| Max. torque | 163 Nm |
| Tool holder | 6.35 mm |
| Weight | 0.8 kg |



Buy Now

BRUSHLESS

12V XR



18V 6.35MM 3 SPEED IMPACT DRIVER

DCF887D2

| | |
|--------------------|----------------------|
| Voltage | 18V |
| Battery Chemistry | Lithium Ion |
| Battery Capacity | 2.0 Ah |
| Max. Torque | 205 Nm |
| No Load Speed | 0-1000/2800/3250 rpm |
| Impacts Per Minute | 0 - 3800 ipm |
| Max. Bolt Diameter | M14 |
| Tool Holder | 6.35 mm (1/4") |
| Weight | 1.52 kg |
| Length x Height | 134 x 245 mm |



Buy Now

18V XR



ALSO AVAILABLE AS:

DCF887NT



18V BRUSHLESS ULTRA-COMPACT IMPACT DRIVER

DCF809L2T

| | |
|--------------------|----------------|
| Voltage | 18V |
| Battery Chemistry | Lithium Ion |
| Battery Capacity | 3.0Ah |
| Max. Torque | 190 Nm |
| No Load Speed | 0-2800 rpm |
| Impacts Per Minute | 0 - 3200 ipm |
| Max. Bolt Dia. | M12 |
| Tool Holder | 6.35 mm (1/4") |
| Weight | 1.25 kg |
| Length x Height | 130 x 236 mm |



Buy Now

BRUSHLESS

18V XR



12V BRUSHLESS COMPACT IMPACT WRENCH

DCF902D2

| | |
|-------------------|--------------|
| Voltage | 12V |
| Battery Chemistry | Lithium Ion |
| Battery Capacity | 2.0 Ah |
| Tool Holder | 3/8"/9.5 mm |
| Max. Torque | 168 Nm |
| No Load Speed | |
| Precision Mode | 0-2850 min-1 |
| Lo Mode | 0-1000 min-1 |
| Hi Mode | 0-2850 min-1 |
| Weight | 0.8 kg |
| Length x Height | 125 x 188 mm |



Buy Now

BRUSHLESS

12V XR



18V 1/2" COMPACT IMPACT WRENCH

DCF880M2

| | |
|--------------------|--------------|
| Voltage | 18V |
| Battery Chemistry | Lithium Ion |
| Battery Capacity | 4.0 Ah |
| Max. Torque | 203 Nm |
| No Load Speed | 0 - 2300 rpm |
| Impacts Per Minute | 0 - 2700 ipm |
| Max. Bolt Diameter | M16 |
| Tool Holder | 1/2" (13 mm) |
| Weight | 1.62 kg |
| Length x Height | 147 x 240 mm |



Buy Now

18V XR



ALSO AVAILABLE AS:

DCF880NT



18V 1/2" BRUSHLESS IMPACT WRENCH (MID TORQUE)

DCF894P2

| | |
|--------------------|----------------|
| Voltage | 18V |
| Battery Chemistry | Lithium Ion |
| Battery Capacity | 5.0 Ah |
| Max. Torque | 447 Nm |
| Breakaway Torque | 813Nm |
| No Load Speed | 0-900/2000 rpm |
| Impacts Per Minute | 0 - 3100 ipm |
| Max. Bolt Diameter | M18 |
| Tool Holder | 1/2" (13 mm) |
| Weight | 2.12 kg |
| Length x Height | 175 x 210 mm |



18V 1/2" BRUSHLESS IMPACT WRENCH (MID TORQUE)

DCF899P2

| | |
|--------------------|---------------------|
| Voltage | 18V |
| Battery Chemistry | Lithium Ion |
| Battery Capacity | 5.0 Ah |
| Max. Torque | 950 Nm |
| Breakaway Torque | 1625 Nm |
| No Load Speed | 0-400/1200/1900 rpm |
| Impacts Per Minute | 0 - 2300 ipm |
| Max. Bolt Diameter | M22 |
| Tool Holder | 1/2" (13 mm) |
| Weight | 3.22 kg |
| Length x Height | 224 x 278 mm |



ALSO AVAILABLE AS:

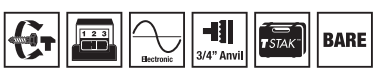
DCF899NT



18V 3/4" BRUSHLESS IMPACT WRENCH (HIGH TORQUE)

DCF897N

| | |
|--------------------|---------------------|
| Voltage | 18V |
| Max. Torque | 136/407/950 Nm |
| Breakaway Torque | 1627 Nm |
| No Load Speed | 0-400/1200/1900 rpm |
| Impacts Per Minute | 0 - 2400 ipm |
| Max. Bolt Diameter | M24 |
| Tool Holder | 3/4" (19 mm) |
| Weight | 3.26 kg |
| Length x Height | 224 x 278 mm |



18V ULTRA-COMPACT BRUSHLESS SDS PLUS ROTARY HAMMER

DCH172M2

| | |
|----------------------------------------------|----------------------|
| Voltage | 18V |
| Battery Chemistry | Lithium Ion |
| Battery Capacity | 4.0 Ah |
| Tool Holder | SDS-Plus |
| Impact Energy (EPTA 05/2009) | 1.4 J |
| No Load Speed | 0-1060 rpm |
| Blows per Minute | 0-4980 bpm |
| Optimum Drilling Capacity | 4-10 mm |
| Max. Drilling Capacity [Concrete/Wood/Metal] | 16/16/10 mm |
| Weight | 1.78 kg |
| Length x Height | 265 x 73 mm |
| Vibration Control | 8.8 m/s ² |



NEW

Buy Now

BRUSHLESS

18V XR



18V 26MM BRUSHLESS SDS-PLUS HAMMER

DCH133M1

| | |
|----------------------------------------------|-----------------------|
| Voltage | 18V |
| Battery Chemistry | Lithium Ion |
| Battery Capacity | 4.0 Ah |
| Tool Holder | SDS-Plus |
| Max. Impact Energy | 2.8 J |
| Impact Energy (EPTA 05/2009) | 2.6 J |
| No Load Speed | 0-1500 rpm |
| Blows Per Minute | 0-5500 bpm |
| Optimum Drilling Capacity [Concrete] | 4-14 mm |
| Max. Drilling Capacity [Concrete/Wood/Metal] | 26/30/13 mm |
| Chipping Mode | Yes |
| Weight | 2.9 kg |
| Length x Height | 383 x 161 mm |
| Vibration Level | 14.5 m/s ² |



Buy Now

BRUSHLESS

18V XR

ALSO AVAILABLE AS:

DCH133NT



18V 28MM BRUSHLESS SDS PLUS HAMMER

DCH263P2

| | |
|----------------------------------------------|----------------------|
| Voltage | 18V |
| Battery Chemistry | Lithium Ion |
| Battery Capacity | 5.0 Ah |
| Single impact energy | 3.0 J |
| No Load Speed | 0-1165 min-1 |
| No-Load Impact Rate | 0-4300 bpm |
| Maximum Core Drilling Capacity in Soft Brick | 65 mm |
| Max. Drilling Capacity [Concrete/Wood/Metal] | 28/30/13 mm |
| Collar Diameter | 54 mm |
| Weight | 2.7kg |
| Length x Height | 125 x 188 mm |
| Vibration Level | 9.1 m/s ² |



Buy Now

BRUSHLESS

PERFORM PROTECT

18V XR



18V 24MM 3 MODE SDS-PLUS HAMMER

DCH253M2

| | |
|----------------------------------------------|----------------------|
| Voltage | 18V |
| Battery Chemistry | Lithium Ion |
| Battery Capacity | 4.0 Ah |
| Tool Holder | SDS-Plus |
| Max. Impact Energy | 2.4 J |
| Impact Energy (EPTA 05/2009) | 2.1 J |
| No Load Speed | 0-1200 rpm |
| Blows Per Minute | 0-4500 bpm |
| Optimum Drilling Capacity [Concrete] | 4-12 mm |
| Max. Drilling Capacity [Concrete/Wood/Metal] | 24/26/13 mm |
| Chipping Mode | Yes |
| Weight | 3.1 kg |
| Length x Height | 301 x 202 mm |
| Vibration Level | 6.6 m/s ² |



Buy Now



18V 125MM BRUSHLESS ANGLE GRINDER

DCG412M2

| | |
|-------------------|--------------|
| Voltage | 18V |
| Battery Chemistry | Lithium Ion |
| Battery Capacity | 4.0 Ah |
| Disc Diameter | 125 mm |
| Spindle Thread | M14 |
| Switch Type | Trigger |
| No Load Speed | 8000 rpm |
| Weight | 2.5 kg |
| Length x Height | 400 x 125 mm |



Buy Now



18V 125MM BRUSHLESS ANGLE GRINDER

DCG405P2

| | |
|----------------------------|--------------|
| Voltage | 18V |
| Battery Chemistry | Lithium Ion |
| Battery Capacity | 5.0 Ah |
| Disc Diameter DCG405P2(QW) | 125 mm |
| Disc Diameter DCG405P2(IN) | 100 mm |
| No Load Speed | 9000 rpm |
| Spindle Thread | M14/M10 |
| Switch Type | Slider |
| Weight | 2.37 kg |
| Length x Height | 310 x 125 mm |



Buy Now



18V BRUSHLESS DIE GRINDER

DCG426P2

| | |
|---------------------|---------------------------|
| Voltage | 18V |
| Battery Chemistry | Lithium Ion |
| Battery Capacity | 5.0 Ah |
| Collet Size | 1/4 in. |
| No Load Speed | 0-10000/17,500/25,000 rpm |
| Speed Settings | 3 |
| Max. Wheel Diameter | 38 mm |
| Weight | 1.82 kg |
| Length x Height | 380 x 85 mm |



Buy Now

BRUSHLESS

18V XR



18V LITHIUM ION HEAT GUN

DCE530N

| | |
|--------|----------|
| Weight | 0.5 kg |
| Length | 161 mm |
| Height | 194.8 mm |



Buy Now

18V XR



18V LITHIUM ION COMPACT BANDSAW

DCS371N

| | |
|-----------------------|-------------------|
| Voltage | 18V |
| No Load Speed | 174 Metres/min |
| Blade Dimension | 835 x 12 x 0.5 mm |
| Max. Cutting Capacity | 63.5 mm |
| Weight | 3.9 kg |
| Length x Height | 385 x 280 mm |



Buy Now

18V XR



18V BRUSHLESS POLISHER

DCM848P2

| | |
|----------------------------------|---------------|
| Voltage | 18V |
| Battery Capacity | 5.0 Ah |
| Battery Chemistry | Lithium Ion |
| No Load Speed | 2000–5500 OPM |
| Recommended backing pad diameter | 125 mm |
| Max. backing pad diameter | 125 mm |
| Weight | 2.9 kg |



Buy Now

BRUSHLESS

18V XR



18V BRUSHLESS COMPACT RECIPROCATING SAW

DCS367P2

| | |
|-----------------------------------|----------------|
| Voltage | 18V |
| Battery Chemistry | Lithium Ion |
| Battery Capacity | 5.0 Ah |
| No Load Stroke Rate | 0-2900 spm |
| Stroke Length | 28.6 mm |
| Max. Depth of Cut [Wood/Pipe/PVC] | 300/100/160 mm |
| Weight | 2.9 kg |
| Length x Height | 363 x 203 mm |



Buy Now

BRUSHLESS

18V XR



Video

18V 184MM LITHIUM ION BRUSHLESS CIRCULAR SAW

DCS570P2

| | |
|------------------------------|--------------|
| Voltage | 18V |
| Battery Chemistry | Lithium Ion |
| Battery Capacity | 5.0 Ah |
| No Load Speed | 5500 rpm |
| Blade Diameter | 184 mm |
| Blade Bore Diameter | 16 mm |
| Bevel Capacity | 57° |
| Max. Depth of Cut at 45°/90° | 46/64 mm |
| Weight | 4.2 kg |
| Length x Height | 355 x 245 mm |



Buy Now

BRUSHLESS

18V XR

ALSO AVAILABLE AS:

DCS570N

BARE



18V 184MM LITHIUM ION BRUSHLESS CIRCULAR SAW

DCN890P2

| | |
|-------------------|-----------------------------|
| Voltage | 18V |
| Battery Chemistry | Lithium Ion |
| Battery Capacity | 5.0 Ah |
| Nail Diameter | 2.6 - 3.7 mm |
| Nail Length | 13 - 57 mm |
| Nail Width | 5.6 - 6.4 mm |
| Magazine Angle | 15° |
| Magazine Capacity | Up to 30 Nails |
| Magazine Loading | Underneath |
| Operating Mode | Sequential and Rapid Cycle |
| Nose Included | Non magnetic / Drywall nose |
| Weight | 4.8 kg |
| Length x Height | 415 x 390 mm |



Buy Now

BRUSHLESS

18V XR

18V LITHIUM ION BRUSHLESS 16GA. FINISH NAILER

DCN660D2

| | |
|-------------------|---------------------|
| Voltage | 18V |
| Battery Chemistry | Lithium Ion |
| Battery Capacity | 2.0Ah |
| Nail Diameter | 1.6 mm |
| Nail Length | 32 - 63 mm |
| Magazine Angle | 20° |
| Magazine Capacity | 110 Nails |
| Magazine Loading | Rear |
| Operating Mode | Bump and Sequential |
| Weight | 2.8 kg |
| Length x Height | 310 x 305 mm |



Buy Now



BRUSHLESS

18V XR

18V LITHIUM ION BRUSHLESS OSCILLATING TOOL

DCS355D2

| | |
|-----------------------------|--------------------|
| Voltage | 18V |
| Battery Chemistry | Lithium Ion |
| Battery Capacity | 2.0 Ah |
| Oscillations Per Minute | 0-20,000 opm |
| Oscillation Angle | 1.6° |
| Switch Type | Variable Dual Grip |
| Tool Free Accessory Fitment | Yes |
| Weight | 1.68 kg |
| Length x Height | 310 x 150 mm |



Buy Now

BRUSHLESS

18V XR

18V LITHIUM ION BRUSHLESS COLLATED DRYWALL SCREWDRIVER

DCF620NT



| | |
|---------------------|--------------|
| Voltage | 18V |
| Battery Chemistry | Lithium Ion |
| Battery Capacity | 2.0 Ah |
| Tool Holder | 6.35 mm |
| Max. Torque | 5 - 30 Nm |
| No Load Speed | 0 - 4400 rpm |
| Max. Screw Diameter | 55 mm |
| Weight | 1.7 kg |
| Length x Height | 380 x 233 mm |

Buy Now



1.3MM 2450SPM METAL SHEAR (BARE)

DCS491NT



| | |
|-------------------------------------|--------------|
| Voltage | 18V |
| No Load Stroke Rate | 0-2450 spm |
| Cutting Capacity [Mild Steel] | 1.3 mm |
| Cutting Capacity [Stainless Steel] | 1.0 mm |
| Weight | 1.8 kg |
| Length x Height | 394 x 200 mm |

Buy Now



54V LITHIUM ION BRUSHLESS 40CM CHAIN SAW

DCM575X1



| | |
|-----------------------|-------------|
| Battery Voltage | 54V |
| Battery Chemistry | Lithium Ion |
| Battery Capacity | 9.0 Ah |
| Bar Length | 40cm |
| Max. Cutting Capacity | 40cm |
| Chain Speed | 15m/s |
| Chain Brake | < 1sec |
| Variable Speed | Yes |
| Chain Tensioning | Tool Free |
| Oil Capacity | 115ml |
| Weight | 5.4 kg |

BRUSHLESS



Buy Now



COLLATED ATTACHMENT FOR DRYWALL

DCF6201



| | |
|--------------------------|----------|
| Screw Length Suitability | 20-55 mm |
| Weight | 0.45 kg |

Buy Now



54V LITHIUM ION BRUSHLESS M CLASS DUST EXTRACTOR

DCV586MN

| | |
|-----------------------|--------------------------------|
| Voltage | 54V |
| Max. Airflow | 70 Vsec |
| Wet / Dry Capacity | 15 L |
| Vacuum Class | M Class (99.9% dust) |
| Hose Length/ Dia. | 2.5m /32 mm |
| Filter System | Automatic Dual Filter Cleaning |
| Remote Tool Actuation | Yes |
| Weight | 9.5 kg |
| Length x Height | 440 x330 mm |



Buy Now

BRUSHLESS

54V XR FLEX VOLT



54V BRUSHLESS COMPRESSOR

DCC1054N

| | |
|---------------------------|--------------------|
| Voltage | 54 V |
| Tank Volume | 10L |
| Air Delivery [at 7 BAR] | 31 LJmin |
| Max. Pressure | 9.3 BAR |
| Regulated Pressure Rating | 0 - 9.3 BAR |
| Quick Connect Type | Universal EU 1/4 • |
| Pump Type | Pump Type Oil-free |
| Weight | 11 kg |
| Length x Height | 360 x420 mm |



Buy Now

BRUSHLESS

54V XR FLEX VOLT



54V BRUSHLESS BLOWER

DCM572N

| | |
|------------------|-----------|
| Battery Voltage | 54V |
| Blow Speed | 0-207km/h |
| Blow Area Volume | 0-207km/h |
| Variable Speed | Yes |
| Lock On Switch | Yes |
| Weight | 4.4 kg |



Buy Now

BRUSHLESS

54V XR FLEX VOLT



54V 125MM BRUSHLESS ANGLE GRINDER

DCG414T2

Buy Now



BRUSHLESS

54V XR FLEX VOLT

ALSO AVAILABLE AS:

DCG414NT

BARE



| | |
|---------------------|----------------|
| Voltage | 54V |
| Battery Chemistry | Lithium Ion |
| Battery Capacity | 6.0 Ah |
| Disc Dia. | 125 mm |
| Spindle Thread | M14 |
| Switch Type | Trigger Switch |
| No Load Speed | 9000 rpm |
| No Volt Switch | Yes |
| Overload Protection | Yes |
| Weight | 3.2 kg |
| Length x Height | 400 x 125 mm |



54V 30MM BRUSHLESS 3 MODE SDS-PLUS HAMMER

DCH333X2

Buy Now



ALSO AVAILABLE AS:

DCH333NT

BARE



| | |
|------------------------------------|--------------|
| Voltage | 54V |
| Battery Chemistry | Lithium Ion |
| Battery Capacity | 9.0Ah |
| Max. Impact Energy | 4.2 J |
| No Load Speed | 0-1000 rpm |
| Blows Per Minute | 0-4480 bpm |
| Opti Drilling Capacity [Concrete] | 6-20 mm |
| Drilling Cap [Concrete/Wood/Metal] | 30/30/13 mm |
| Weight | 4.9 kg |
| Length x Height | 400 x 250 mm |
| Vibration Level | 7.5 m/s' |



BRUSHLESS

54V XR FLEX VOLT

54V LITHIUM ION BRUSHLESS RECIPROCATING SAW

DCS388T2

Buy Now



BRUSHLESS

54V XR FLEX VOLT

| | |
|-----------------------------------|----------------|
| Voltage | 54V |
| Battery Chemistry | Lithium Ion |
| Battery Capacity | 6.0 Ah |
| No Load Stroke Rate | 2400 spm |
| Stroke Length | 40 mm |
| Max. Depth of Cut [Wood/Pipe/PVC] | 300/130/160 mm |
| Weight | 5.6 kg |
| Length x Height | 918 x 219 mm |



54V 67MM BRUSHLESS CIRCULAR SAW

DCS575T2

| | |
|------------------------------|--------------|
| Voltage | 54V |
| Battery Chemistry | Lithium Ion |
| Battery Capacity | 6.0 Ah |
| No load speed | 5800 rpm |
| Blade Diameter | 190 mm |
| Blade Bore Diameter | 30 mm |
| Bevel Capacity | 57° |
| Max. Depth of cut at 45°/90° | 49/67 mm |
| Weight | 4.65 kg |
| Length x Height | 355 x 245 mm |

Buy Now



BRUSHLESS

54V XR FLEX VOLT

ALSO AVAILABLE AS:

DCS575NT-XJ

BARE



54V LITHIUM ION BRUSHLESS DUAL HANDLE PADDLE MIXER

DCD240X2

| | |
|-------------------|---------------------------|
| Voltage | 54V |
| Battery Chemistry | Lithium Ion |
| Battery Capacity | 9.0 Ah |
| Max. Paddle Size | 160 mm |
| Spindle Thread | M14 |
| Speed Settings | Yes |
| No Load Speed | 0-225-350-475-600-725 rpm |
| Lock-Off Switch | Yes |
| Weight | 6.15 kg |
| Length x Height | 550 x 430 mm |

Buy Now



BRUSHLESS

54V XR FLEX VOLT



54V 216MM BRUSHLESS TABLE SAW

DCS7485T2

| | |
|------------------------------------|--------------|
| Voltage | 54V |
| Battery Chemistry | Lithium Ion |
| Battery Capacity | 6.0 Ah |
| No Load Speed | 5800 rpm |
| Blade Diameter | 216 mm |
| Blade Bore Diameter | 25.4 mm |
| Bevel Capacity | -3 to 48° |
| Max. Ripping Capacity [Right/Left] | 610 / 318 mm |
| Max. Depth of Cut at 45°/90° | 45 / 65 mm |
| Table Size | 485 x 485 mm |
| Weight 2 | 1.5 kg |
| Length x Height | 605 x 330 mm |

Buy Now



BRUSHLESS

54V XR FLEX VOLT



54V 40MM BRUSHLESS SDS-MAX® COMBINATION HAMMER

DCH481X2

| | |
|--------------------------------------------|----------------------|
| Voltage | 54V |
| Battery Chemistry | Lithium Ion |
| Battery Capacity | 9.0 Ah |
| Tool Holder | SDS-Max |
| Max. Impact Energy | 7.3 J |
| Impact Energy (EPTA 05/2009) | 6.1 J |
| No Load Speed | 540 rpm |
| Blows Per Minute | 3150 bpm |
| Optimum Drilling Capacity [Concrete] | 16-30 mm |
| Max. Drilling Capacity [Concrete/Core bit] | 40 / 100 mm |
| Chipping Mode | Yes |
| Weight | 6.65 kg |
| Length x Height | 502 x 263 mm |
| Vibration Level | 9.4 m/s ² |



Buy Now

BRUSHLESS

**PERFORM
PROTECT**

**54V XR FLEX
VOLT**



54V 230MM BRUSHLESS CUT-OFF SAW

DCS690N

| | |
|-----------------------|--------------|
| Voltage | 54V |
| No Load Speed | 6600 rpm |
| Blade Diameter | 230 mm |
| Blade Bore Diameter | 22.2 mm |
| Max. Depth of Cut | 83 mm |
| Water Pipe Connection | Yes |
| Weight | 6.25 kg |
| Length x Height | 640 x 250 mm |



Buy Now

BRUSHLESS

**54V XR FLEX
VOLT**





BATTERIES & CHARGERS

| | |
|-----------------|----|
| BATTERIES | 28 |
| CHARGERS | 29 |

10.8V 1.3AH LITHIUM ION BATTERY

DCB125

Buy Now



1.3 AH

10.8V XR

| | |
|--------------------|--------------------------------|
| Voltage | 10.8V |
| Battery Chemistry | Lithium Ion |
| Battery Capacity | 1.3Ah |
| Tool Compatibility | All 10.8V* Li-Ion DEWALT tools |
| Weight | 0.2 kg |
| Length x Height | 85 x 35 mm |

10.8V 2.0AH LITHIUM ION BATTERY

DCB127

Buy Now



2.0 AH

10.8V XR

| | |
|--------------------|-------------------------------------------------------|
| Voltage | 10.8V |
| Battery Chemistry | Lithium Ion |
| Battery Capacity | 2.0Ah |
| Tool Compatibility | All 10.8V* Li-Ion DEWALT tools (*12V max. equivalent) |
| Tool Connect | No |
| Weight | 0.2 kg |
| Length x Height | 85 x 35 mm |

18V 1.5AH LITHIUM ION BATTERY

DCB181

Buy Now



1.5 AH

18V XR

| | |
|--------------------|-----------------------------|
| Voltage | 18V |
| Battery Chemistry | Lithium Ion |
| Battery Capacity | 1.5Ah |
| Tool Compatibility | All 18V Li-Ion DEWALT tools |
| Tool Connect | No |
| Weight | 0.35 kg |
| Length x Height | 110 x 45 mm |

18V 2.0AH LITHIUM ION BATTERY

DCB183

Buy Now



2.0 AH

18V XR

| | |
|--------------------|-----------------------------|
| Voltage | 18V |
| Battery Chemistry | Lithium Ion |
| Battery Capacity | 2.0Ah |
| Tool Compatibility | All 18V Li-Ion DEWALT tools |
| Weight | 0.40 / 0.45 kg |
| Length x Height | 110 x 45 / 110 x 48 mm |

18V 5.0AH LITHIUM ION BATTERY

DCB184

Buy Now



5.0 AH

18V XR

| | |
|--------------------|-----------------------------|
| Voltage | 18V |
| Battery Chemistry | Lithium Ion |
| Battery Capacity | 5.0Ah |
| Tool Compatibility | All 18V Li-Ion DEWALT tools |
| Weight | 0.62 / 0.67 kg |
| Length x Height | 110 x 65 / 110 x 69 mm |

18V 4.0AH LITHIUM ION BATTERY

DCB189

Buy Now



4.0 AH

18V XR

| | |
|--------------------------|-----------------------------|
| Voltage | 18V |
| Battery Chemistry | Lithium Ion |
| Battery Capacity | 4.0Ah |
| Tool Compatibility | All 18V Li-Ion DEWALT tools |
| Tool Connect | No |
| Weight | 0.6 kg |
| Length x Height | 118 x 50 mm |
| Also available as DCB240 | |

18V/54V 6.0AH FLEXVOLT BATTERY

DCB606

Buy Now



6.0 AH



| | |
|--------------------|-----------------------------------|
| Voltage | 18V / 54V |
| Battery Capacity | 6.0Ah / 2.0Ah |
| Tool Compatibility | All 18V & 54V Li-Ion DEWALT Tools |
| Tool Connect | No |
| Weight | 1.05 kg |
| Length x Height | 125x90mm |

18V/54V 9.0AH FLEXVOLT BATTERY

DCB609

Buy Now



9.0 AH



| | |
|--------------------|-------------------------------------|
| Voltage | 18V / 54V |
| Battery Capacity | 9.0Ah / 3.0Ah |
| Tool Compatibility | All 18V and 54V Li-Ion DEWALT Tools |
| Tool Connect | No |
| Weight | 1.25 kg |
| Length x Height | 135x95 mm |

18V/54V 12.0AH FLEXVOLT BATTERY

DCB612

Buy Now



12 AH



| | |
|--------------------|-----------------------------------|
| Voltage | 18V / 54V |
| Battery Capacity | 12.0Ah / 4.0Ah |
| Tool Compatibility | All 18V & 54V Li-Ion DEWALT Tools |
| Tool Connect | No |
| Weight | 1.25 kg |
| Length x Height | 135x95mm |

10.8V-18V MULTI VOLTAGE LI-ION COMPACT CHARGER

DCB107

Buy Now



| | |
|--------------------|----------------------|
| Battery Type | Li-Ion |
| Tool Compatibility | All 18V Li-Ion Tools |
| Tool Connect | No |
| Weight | 1.25 kg |
| Volume | 1130cm3 |

MULTI VOLTAGE CHARGER

DCB115

Buy Now



| | |
|-------------------|-----------------------------|
| Voltage | 18V |
| Battery Chemistry | Lithium Ion |
| Charging Current | 4 Amp |
| Charging Time | 30 min (20V 2.0 AH Battery) |
| USB Outlet | No |
| Fan Cooled | No |

18V / 54V FAST CHARGER

DCB118

Buy Now



| | |
|-------------------|-------------------------|
| Voltage | 18V (included Flexvolt) |
| Battery Chemistry | Lithium Ion |
| Charging Current | 8A |
| Charging Time | 60 mins (20V 6.0Ah) |
| Weight | 0.65 kg |
| Length x Height | 150 x 80 mm |

CORDED POWER TOOLS





| | | | |
|--------------------------------|----|---------------------------------|----|
| SDS Plus Hammers | 32 | 7" Angle Grinders | 08 |
| SDS Max Combi Hammers | 34 | 9" Angle Grinders | 48 |
| Chipping Hammers | 35 | Die Grinders | 49 |
| Breakers | 36 | Chop Saws | 50 |
| Other Construction Tools | 38 | Other Metal Working Tools | 51 |
| Screwdrivers | 39 | Mitre Saws | 52 |
| Impact Wrenches | 39 | Jig Saws | 53 |
| Drill Drivers | 40 | Circular Saws | 54 |
| 4" Angle Grinders | 42 | Sanders | 54 |
| 5" Angle Grinders | 43 | Routers | 55 |
| | | Other Wood Working Tools | 56 |
| | | Speciality Tools | 57 |
| | | Attachments | 59 |

22MM 2 MODE SDS PLUS HAMMER

D25032B

| | |
|----------------------------------------------|----------------------------------|
| Power Input | 710W |
| Max. Impact Energy | 2.1 J |
| Impact Energy (EPTA 05/2009) | 2.0 J |
| No Load Speed | 0-1550 rpm |
| Blows Per Minute | 0-5680 bpm |
| Optimum Drilling Capacity [Concrete] | 4-12 mm |
| Max. Drilling Capacity [Concrete] | 22 mm |
| Max. Drilling Capacity [Core bit/Wood/Metal] | 50/30/13 mm |
| Operation Mode | Rotation/Hammering with rotation |
| Weight | 2.5 kg |
| Length x Height | 330 x 210 mm |
| Vibration Level | 13.6 m/s ² |



[Buy Now](#)

22MM 3 MODE SDS PLUS HAMMER

D25033K

| | |
|----------------------------------------------|--------------------------------------------|
| Power Input | 710W |
| Max. Impact Energy | 2.1 J |
| Impact Energy (EPTA 05/2009) | 2.0 J |
| No Load Speed | 0-1550 rpm |
| Blows Per Minute | 0-5680 bpm |
| Optimum Drilling Capacity [Concrete] | 4-12 mm |
| Max. Drilling Capacity [Concrete] | 22 mm |
| Max. Drilling Capacity [Core bit/Wood/Metal] | 50/30/13 mm |
| Operation Mode | Hammering/Rotation/Hammering with rotation |
| Weight | 2.5 kg |
| Length x Height | 330 x 210 mm |
| Vibration Level | 13.6 m/s ² |



[Buy Now](#)

26MM 3 MODE COMBINATION HAMMER, 2 KGS

D25133K

| | |
|----------------------------------------------|--------------------------------------------|
| Power Input | 800W |
| Max. Impact Energy | 2.8 J |
| Impact Energy (EPTA 05/2009) | 2.6 J |
| No Load Speed | 0-1500 rpm |
| Blows Per Minute | 0-5500 bpm |
| Optimum Drilling Capacity [Concrete] | 4-14 mm |
| Max. Drilling Capacity [Concrete] | 26 mm |
| Max. Drilling Capacity [Core bit/Wood/Metal] | 50/30/13 mm |
| Operation Mode | Hammering/Rotation/Hammering with rotation |
| Weight | 2.6 kg |
| Length x Height | 335 x 210 mm |
| Vibration Level | 15.4 m/s ² |



[Buy Now](#)

28MM 3 MODE SDS PLUS COMBINATION HAMMER, 2 KGS

D25143K

| | |
|----------------------------------------------|------------------------------------------------|
| Power Input | 900W |
| Max. Impact Energy | 3.2 J |
| Impact Energy (EPTA 05/2009) | 3.0 J |
| No Load Speed | 0-1450 rpm |
| Blows Per Minute | 0-5350 bpm |
| Optimum Drilling Capacity [Concrete] | 4-18 mm |
| Max. Drilling Capacity [Concrete] | 28 mm |
| Max. Drilling Capacity [Core bit/Wood/Metal] | 65/30/13 mm |
| Operation Mode | Hammering/Rotation/ Hammering with rotation |
| Weight | 3.0 kg |
| Length x Height | 340 x 210 mm |
| Vibration Level | 14.9 m/s ² |



[Buy Now](#)



30MM 3 MODE SDS PLUS COMBINATION HAMMER, 3KGS

D25333K

| | |
|----------------------------------------------|------------------------------------------------|
| Power Input | 950W |
| Max. Impact Energy | 4.2 J |
| Impact Energy (EPTA 05/2009) | 3.5 J |
| No Load Speed | 0-1150 rpm |
| Blows Per Minute | 0-5200 bpm |
| Optimum Drilling Capacity [Concrete] | 6-20 mm |
| Max. Drilling Capacity [Concrete] | 30 mm |
| Max. Drilling Capacity [Core bit/Wood/Metal] | 65/30/13 mm |
| Operation Mode | Hammering/Rotation/ Hammering with rotation |
| Weight | 3.7 kg |
| Length x Height | 355 x 250 mm |
| Vibration Level | 6.9 m/s ² |



[Buy Now](#)



32MM 3 MODE SDS PLUS COMBINATION HAMMER, 4KGS

D25413K

| | |
|----------------------------------------------|------------------------------------------------|
| Power Input | 1000W |
| Max. Impact Energy | 4.9 J |
| Impact Energy (EPTA 05/2009) | 4.2 J |
| No Load Speed | 0-820 rpm |
| Blows Per Minute | 0-4700 bpm |
| Optimum Drilling Capacity [Concrete] | 6-22 mm |
| Max. Drilling Capacity [Concrete] | 32 mm |
| Max. Drilling Capacity [Core bit/Wood/Metal] | 100/32/13 mm |
| Operation Mode | Hammering/Rotation/ Hammering with rotation |
| Weight | 4.2 kg |
| Length x Height | 370 x 250 mm |
| Vibration Level | 8.2 m/s ² |



[Buy Now](#)



40MM SDS MAX COMBINATION HAMMER, 5 KGS

D25481K

| | |
|--------------------------------------|------------------------------------------------|
| Power Input | 1050W |
| Max. Impact Energy | 7.3 J |
| Impact Energy (EPTA 05/2009) | 6.1 J |
| No Load Speed | 540 rpm |
| Blows Per Minute | 3150 bpm |
| Optimum Drilling Capacity [Concrete] | 16-30 mm |
| Max. Drilling Capacity [Concrete] | 40 mm |
| Max. Drilling Capacity [Core bit] | 100 mm |
| Operation Mode | Hammering/Rotation/ Hammering with rotation |
| Weight | 5.9 kg |
| Length x Height | 453 x 263 mm |
| Vibration Level | 9.4 m/s ² |



Buy Now



45MM SDS MAX COMBINATION HAMMER, 6 KGS

D25614K

| | |
|-----------------------------------------|---------------|
| Voltage | 220-240 V |
| Frequency | 50-60 Hz |
| No Load Speed | 190-380 min-1 |
| No-Load Beats Per Minute | 1450-2900 bpm |
| Power Input | 1350 W |
| Single Impact Energy (EPTA 05/2009) | 10.5 J |
| Optimum Drilling Range Into Concrete | 16-32 mm |
| Maximum Drilling Range In Concrete | 45 mm |
| Maximum Core Drilling Range In Concrete | 125 mm |
| Tool Holder | sds max |
| Weight | 7.8 Kg |



Buy Now



48MM SDS MAX HAMMER WITH ANTI ROTATION, 8 KGS

D25733K

| | |
|--------------------------------------|--------------------------------------|
| Power Output | 1600W |
| Max. Impact Energy | 15.7 J |
| Impact Energy (EPTA 05/2009) | 13.3 J |
| No Load Speed | 177-355 rpm |
| Blows Per Minute | 1350-2707 bpm |
| Optimum Drilling Capacity [Concrete] | 24-42 mm |
| Max. Drilling Capacity [Concrete] | 48 mm |
| Max. Drilling Capacity [Core bit] | 125 mm |
| Operation Mode | Hammering/Hammering with rotation |
| Weight | 9.2 kg |
| Length x Height | 544 x 292 mm |
| Vibration Level | 9.6 m/s ² |



Buy Now



52MM SDS MAX HAMMER WITH ANTI ROTATION, 10 KGS

D25773K

| | |
|--------------------------------------|-----------------------------------|
| Power Output | 1700W |
| Max. Impact Energy | 22.7 J |
| Impact Energy (EPTA 05/2009) | 19.4 J |
| No Load Speed | 145-290 rpm |
| Blows Per Minute | 1105-2210 bpm |
| Optimum Drilling Capacity [Concrete] | 28-45 mm |
| Max. Drilling Capacity [Concrete] | 52 mm |
| Max. Drilling Capacity [Core bit] | 135 mm |
| Operation Mode | Hammering/Hammering with rotation |
| Weight | 10.5 kg |
| Length x Height | 591 x 292 mm |
| Vibration Level | 12.4 m/s ² |



Buy Now



Video



5KG SDS-MAX CHIPPING HAMMER

D25810K

| | |
|------------------------------|----------------------|
| Power Output | 1050W |
| Max. Impact Energy | 8.5 J |
| Impact Energy (EPTA 05/2009) | 7.1 J |
| Blows Per Minute | 3150 bpm |
| Chisel Positions | 18 |
| Weight | 5.6 kg |
| Length x Height | 462 mm x 263 mm |
| Vibration Level | 8.5 m/s ² |



Buy Now



Video



5KG 17MM HEX CHIPPING HAMMER

D25811K

| | |
|------------------------------|----------------------|
| Power Output | 1100W |
| Max. Impact Energy | 8.5 J |
| Impact Energy (EPTA 05/2009) | 7.1 J |
| Blows Per Minute | 3150 bpm |
| Chisel Positions | 18 |
| Weight | 5.7 kg |
| Length x Height | 477 mm x 263 mm |
| Vibration Level | 8.5 m/s ² |



Buy Now



Video



1700W 10KG L SHAPED DEMOLITION HAMMER

D25893K



| | |
|------------------------------|-----------------------|
| Power Output | 1700W |
| Max. Impact Energy | 22.7 J |
| Impact Energy (EPTA 05/2009) | 19.4 J |
| Blows Per Minute | 1105-2211 bpm |
| Chisel Positions | 12 |
| Weight | 10 kg |
| Length x Height | 591 mm x 292 mm |
| Vibration Level | 13.5 m/s ² |

Buy Now



1500W 10KG SDS MAX DEMOLITION HAMMER, IN-LINE

D25899K



| | |
|------------------------------|-----------------------|
| Power Output | 1500W |
| Max. Impact Energy | 19.5 J |
| Impact Energy (EPTA 05/2009) | 17.9 J |
| Blows Per Minute | 2040 bpm |
| Chisel Positions | 12 |
| Weight | 9.5 kg |
| Length x Height | 650 mm x 250 mm |
| Vibration Level | 12.0 m/s ² |

Buy Now



1550W 10KG SDS MAX DEMOLITION HAMMER, IN-LINE

D25901K



| | |
|------------------------------|----------------------|
| Power Input | 1550W |
| Max. Impact Energy | 20.7 J |
| Impact Energy (EPTA 05/2009) | 19 J |
| Blows Per Minute | 1020 - 2040 bpm |
| Chisel Positions | 12 |
| Weight | 10.9 kg |
| Length x Height | 690 x 250 mm |
| Vibration Level | 8.0 m/s ² |

Buy Now



1600W 12KG SDS MAX DEMOLITION HAMMER

D25951K

| | |
|------------------------------|----------------------|
| Power Output | 1600W |
| Max. Impact Energy | 30.1 J |
| Impact Energy (EPTA 05/2009) | 24 J |
| Blows Per Minute | 1621 bpm |
| Chisel Positions | 12 |
| Weight | 13.6 kg |
| Length x Height | 750 mm x 250 mm |
| Vibration Level | 8.8 m/s ² |



Buy Now



1600W 16KG DEMOLITION HAMMER

D25961K

| | |
|------------------------------|----------------------|
| Power Output | 1600W |
| Max. Impact Energy | 38 J |
| Impact Energy (EPTA 05/2009) | 35 J |
| Blows Per Minute | 1450 bpm |
| Chisel Positions | 12 |
| Weight | 16.9 kg |
| Length x Height | 760 mm x 260 mm |
| Vibration Level | 6.8 m/s ² |



Buy Now



2100W 30KG DEMOLITION BREAKER

D25981K

| | |
|------------------------------|----------------------|
| Power Output | 2100W |
| Max. Impact Energy | 72 J |
| Impact Energy (EPTA 05/2009) | 62 J |
| Blows Per Minute | 960 bpm |
| Chisel Positions | 12 |
| Weight | 31 kg |
| Length x Height | 780 mm x 620 mm |
| Vibration Level | 4.8 m/s ² |



Buy Now



1270W 110MM TILE SAW

DW862

| | |
|---------------------|--------------|
| Power Input | 1270W |
| Blade Diameter | 110 mm |
| Blade Bore Diameter | 20 mm |
| No Load Speed | 13500 rpm |
| Depth of Cut at 90° | 34 mm |
| Weight | 3.0 kg |
| Length x Height | 252 x 166 mm |



[Buy Now](#)



1700W 430MM ALLIGATOR SAW

DWE397

| | |
|---------------------|--------------|
| Power Input | 1700W |
| No Load Stroke Rate | 3000 spm |
| Stroke Length | 40 mm |
| Blade Length | 430 mm |
| Blade Stop | 0.2s |
| Weight | 5.5 kg |
| Length x Height | 918 x 219 mm |



[Video](#)

[Buy Now](#)



2500W 3 SPEED WET DRILLING MOTOR

D21585

| | |
|-----------------------------------|-------------------------|
| Power Input | 2500W |
| Spindle Thread | 1 1/4" Male UNC |
| No Load Speed | 0-500/0-1200/0-2000 rpm |
| Max. Drilling Capacity [Concrete] | 250 mm (wet) |
| Max. Drilling Capacity [Masonry] | 300 mm |
| Weight | 11.2 kg |
| Length x Height | 570 x 160 mm |



[Buy Now](#)



540W 6.3MM VSR TORQUE ADJUSTABLE SCREWDRIVER

DW268

| | |
|---------------------|---------------|
| Power Input | 540W |
| Max. Torque | 4-26 Nm |
| No Load Speed | 0-2500 rpm |
| Max. Screw Diameter | 6.3 mm |
| Bit Holder | 6.35 mm (Hex) |
| Weight | 1.3 kg |
| Length x Height | 301 x 187 mm |



[Buy Now](#)



540W 6.3MM VSR HIGH TORQUE ADJUSTABLE SCREWDRIVER

DW269

| | |
|---------------------|---------------|
| Power Input | 540W |
| Max. Torque | 4-26 Nm |
| No Load Speed | 0-1000 rpm |
| Max. Screw Diameter | 6.3 mm |
| Bit Holder | 6.35 mm (Hex) |
| Weight | 1.3 kg |
| Length x Height | 301 x 187 mm |



[Buy Now](#)



1/2" 440NM HEAVY DUTY IMPACT WRENCH

DW292

| | |
|--------------------|--------------|
| Power Input | 710W |
| Max. Torque | 440 Nm |
| No Load Speed | 2200 rpm |
| Impacts Per Minute | 2700 ipm |
| Weight | 3.2 kg |
| Length x Height | 292 x 216 mm |



[Buy Now](#)



3/4" 440NM HEAVY DUTY IMPACT WRENCH

DW294

| | |
|--------------------|--------------|
| Power Input | 710W |
| Max. Torque | 440 Nm |
| No Load Speed | 2200 rpm |
| Impacts Per Minute | 2700 ipm |
| Weight | 3.2 kg |
| Length x Height | 292 x 216 mm |



[Buy Now](#)

550W 10MM ROTARY DRILL

DWD014

| | |
|----------------------------------|-----------------|
| Power Input | 550W |
| Chuck Capacity | 10 mm |
| No Load Speed | 0-2800 rpm |
| Max. Drilling Capacity [Masonry] | 0 mm |
| Max. Drilling Capacity [Wood] | 10 mm |
| Max. Drilling Capacity [Metal] | 28 mm |
| Spindle Thread | 3/8" x 24 U.N.F |
| Weight | 1.3 kg |
| Length x Height | 215 x 170 mm |



[Buy Now](#)

701W 10MM ROTARY DRILL WITH KEYLESS CHUCK

DWD112S

| | |
|--------------------------------|-----------------|
| Power Input | 701W |
| Chuck Capacity | 10 mm |
| No Load Speed | 0-2500 rpm |
| Max. Torque | 10.9 Nm |
| Max. Drilling Capacity [Wood] | 25 mm |
| Max. Drilling Capacity [Metal] | 10 mm |
| Spindle Thread | 1/2" x 20 U.N.F |
| Weight | 1.8 kg |
| Length x Height | 230 x 190 mm |



[Buy Now](#)

550W PERCUSSION DRILL DRIVER 10MM KEYED CHUCK

DWD022

| | |
|-------------------------------|------------------|
| Power Input | 550W |
| Capacity | 10 mm |
| No Load Speed | 0-2,800 min-1 |
| No Load Impact | 0-47,600 min-1 |
| Max. Drilling Range [Masonry] | 13 mm |
| Max. Drilling Range [Steel] | 10 mm |
| Max. Drilling Range [Wood] | 25 mm |
| Chuck Spindle Thread Size | 1/2 in. x 20 UNF |
| Weight | 1.4 kg |



[Buy Now](#)

750W 13MM KEYED PERCUSSION DRILL

DWD024

| | |
|-----------------------------------|--------------|
| Power Input | 750W |
| Chuck Capacity | 13 mm |
| No Load Speed | 0-2800 rpm |
| Max. Torque | 8.6 Nm |
| Blows Per Minute | 47600 bpm |
| Max. Drilling Capacity [Wood] | 25 mm |
| Max. Drilling Capacity [Metal] | 13 mm |
| Max. Drilling Capacity [Concrete] | 16 mm |
| Weight | 1.82 kg |
| Length x Height | 255 x 180 mm |



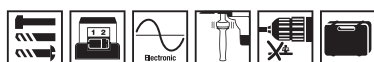
[Video](#)

[Buy Now](#)

1100W 13MM 2 SPEED PISTOL PERCUSSION DRILL

DWD524KS

| | |
|-----------------------------------|-------------------|
| Power Input | 1100W |
| Chuck Capacity | 13 mm |
| Speed Settings | 2 speed |
| No Load Speed | 0-1250/0-3500 rpm |
| Max. Torque | 40/20 Nm |
| Blows Per Minute | 0-56000 bpm |
| Max. Drilling Capacity [Wood] | 40 mm |
| Max. Drilling Capacity [Metal] | 13 mm |
| Max. Drilling Capacity [Concrete] | 22 mm |
| Weight | 2.8 kg |
| Length x Height | 370 x 210 mm |



[Buy Now](#)

100MM 850W SAG WITH TOGGLE SWITCH

DW801

| | |
|-----------------|-------------|
| Power Input | 850 W |
| Disc Diameter | 100 mm |
| Switch Type | Toggle |
| No Load Speed | 11000 rpm |
| Spindle Thread | M14 |
| Weight | 1.8 Kg |
| Length x Height | 270 x 80 mm |



[Buy Now](#)

100MM 850W SAG WITH SLIDER SWITCH

DW802

| | |
|-----------------|-------------|
| Power Input | 850 W |
| Disc Diameter | 100 mm |
| Switch Type | Slide |
| No Load Speed | 11000 rpm |
| Spindle Thread | M14 |
| Weight | 1.8 Kg |
| Length x Height | 270 x 80 mm |



[Buy Now](#)

100MM 1000W ANGLE GRINDER TOGGLE SWITCH WITH L

DW803

| | |
|-----------------|-------------|
| Power Input | 1000 W |
| Disc Diameter | 100 mm |
| Switch Type | Toggle |
| No Load Speed | 10000 rpm |
| Spindle Thread | M14 |
| Weight | 1.8 Kg |
| Length x Height | 270 x 80 mm |



[Buy Now](#)

100MM 750W ANGLE GRINDER TOGGLE SWITCH**DW810**

| | |
|-----------------|-------------|
| Power Input | 750 W |
| Disc Diameter | 100 mm |
| Switch Type | Toggle |
| No Load Speed | 11000 rpm |
| Spindle Thread | M14 |
| Weight | 1.67 Kg |
| Length x Height | 270 x 80 mm |

[Buy Now](#)**1010W 100MM ANGLE GRINDER****DWE8300S**

| | |
|-----------------------|-------------|
| Voltage | 220-240 V |
| Power Input | 1010 W |
| No-Load/Rated Speed | 11000 min-1 |
| Wheel Diameter | 100 mm |
| Wheel Thickness (MAX) | 4.0 mm |
| Spindle Diame | M10 |
| Spindle Length | 18.5 mm |
| Switch Style | Slide |
| Weight | 1.85 Kg |

[Buy Now](#)**125MM 950W ANGLE GRINDER - SLIDE SWITCH****DWE4115**

| | |
|-----------------|-------------|
| Power Input | 950W |
| Disc Diameter | 125 mm |
| Switch Type | Slide |
| No Load Speed | 12000 rpm |
| Spindle Thread | M14 |
| Weight | 1.8 kg |
| Length x Height | 270 x 80 mm |

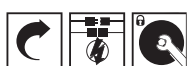
[Buy Now](#)

1400W 125MM ANGLE GRINDER**DW831**

| | |
|-----------------|-------------|
| Power Input | 1400W |
| Disc Diameter | 125 mm |
| Switch Type | Trigger |
| No Load Speed | 10000 rpm |
| Spindle Thread | M14 |
| Weight | 3.1 kg |
| Length x Height | 290 x 80 mm |

**Buy Now****100MM 950W VARIABLE SPEED ANGLE GRINDER - SLIDE SWITCH****DWE4118**

| | |
|-----------------|------------------|
| Power Input | 950W |
| Disc Diameter | 100 mm |
| Switch Type | Slide |
| No Load Speed | 3 000–11 000 rpm |
| Spindle Thread | M14 |
| Weight | 1.8 kg |
| Length x Height | 270 x 80 mm |

**Buy Now****125MM 950W ANGLE GRINDER - SLIDE SWITCH WITH VARIABLE SPEED****DWE4119**

| | |
|-----------------|------------------|
| Power Input | 950W |
| Disc Diameter | 125 mm |
| Switch Type | Slide |
| No Load Speed | 3 000–11 000 rpm |
| Spindle Thread | M14 |
| Weight | 1.8 kg |
| Length x Height | 270 x 80 mm |

**Buy Now**

125MM 1200W ANGLE GRINDER - SLIDE SWITCH**DWE4215**

| | |
|-----------------|-------------|
| Power Input | 1200W |
| Disc Diameter | 125 mm |
| Switch Type | Slide |
| No Load Speed | 11000 rpm |
| Spindle Thread | M14 |
| Weight | 2.2 kg |
| Length x Height | 285 x 80 mm |

[Buy Now](#)**125MM 1400W ANGLE GRINDER - SLIDE SWITCH****DWE4235**

| | |
|-----------------|-------------|
| Power Input | 1400W |
| Disc Diameter | 125 mm |
| Switch Type | Slide |
| No Load Speed | 11500 rpm |
| Spindle Thread | M14 |
| Weight | 2.1 kg |
| Length x Height | 285 x 80 mm |

[Buy Now](#)**125MM 1700W BRUSHLESS ANGLE GRINDER - SLIDE SWITCH****DWE4347**

| | |
|---------------------|-------------|
| Power Input | 1700W |
| Disc Diameter | 125 mm |
| Switch Type | Slide |
| No Load Speed | 10500 rpm |
| Spindle Thread | M14 |
| OverLoad Protection | Yes |
| Weight | 2.39 kg |
| Length x Height | 345 x 95 mm |

[Buy Now](#)**BRUSHLESS
MOTOR****PERFORM
PROTECT**

125MM 1700W BRUSHLESS ANGLE GRINDER - VARIABLE SPEED

DWE4357

| | |
|---------------------|------------------|
| Power Input | 1700W |
| Disc Diameter | 125 mm |
| Switch Type | Slide |
| No Load Speed | 2200 - 10500 rpm |
| Spindle Thread | M14 |
| OverLoad Protection | Yes |
| Weight | 2.41 kg |
| Length x Height | 345 x 95 mm |



[Buy Now](#)



125MM 1700W BRUSHLESS RAT TAIL ANGLE GRINDER - VARIABLE SPEED

DWE4377

| | |
|---------------------|------------------|
| Power Input | 1700W |
| Disc Diameter | 125 mm |
| Switch Type | Rat tail |
| No Load Speed | 2200 - 10500 rpm |
| Spindle Thread | M14 |
| OverLoad Protection | Yes |
| Weight | 2.6 kg |



[Buy Now](#)



180MM 2200W ANGLE GRINDER

DWE493

| | |
|-----------------|--------------|
| Power Input | 2200W |
| Disc Diameter | 180 mm |
| Switch Type | Trigger |
| No Load Speed | 8500 rpm |
| Spindle Thread | M14 |
| Weight | 5.1 kg |
| Length x Height | 484 x 112 mm |



[Buy Now](#)



180MM 2200W ANGLE GRINDER**DWE497**

| | |
|-----------------|--------------|
| Power Input | 2600W |
| Disc Diameter | 180 mm |
| Switch Type | Trigger |
| No Load Speed | 8500 rpm |
| Spindle Thread | M14 |
| Weight | 5.4 kg |
| Length x Height | 490 x 145 mm |

**Video****Buy Now****180MM 2200W ANGLE GRINDER****D28413**

| | |
|-----------------|--------------|
| Power Input | 2200W |
| Disc Diameter | 180 mm |
| Switch Type | Paddle |
| No Load Speed | 8500 rpm |
| Spindle Thread | M14 |
| Weight | 4.7 kg |
| Length x Height | 520 x 145 mm |

**Buy Now****180MM 2600W ANGLE GRINDER****DWE4597**

| | |
|---------------------|--------------|
| Power Input | 2600W |
| Disc Diameter | 180 mm |
| Switch Type | Paddle |
| No Load Speed | 8500 rpm |
| Spindle Thread | M14 |
| OverLoad Protection | Yes |
| Weight | 5.8 kg |
| Length x Height | 520 x 151 mm |

**Buy Now**

230MM 2200W ANGLE GRINDER

DWE492

| | |
|-----------------|--------------|
| Power Input | 2200W |
| Disc Diameter | 230 mm |
| Switch Type | Trigger |
| No Load Speed | 6600 rpm |
| Spindle Thread | M14 |
| Weight | 5.2 kg |
| Length x Height | 490 x 151 mm |



[Buy Now](#)

230MM 2600W ANGLE GRINDER

DWE496

| | |
|-----------------|--------------|
| Power Input | 2600W |
| Disc Diameter | 230 mm |
| Switch Type | Trigger |
| No Load Speed | 8500 rpm |
| Spindle Thread | M14 |
| Weight | 5.4 kg |
| Length x Height | 490 x 145 mm |



Video

[Buy Now](#)

230MM 2600W ANGLE GRINDER

DWE4579

| | |
|---------------------|--------------|
| Power Input | 2600W |
| Disc Diameter | 230 mm |
| Switch Type | Paddle |
| No Load Speed | 6500 rpm |
| Spindle Thread | M14 |
| OverLoad Protection | Yes |
| Weight | 5.9 kg |
| Length x Height | 520 x 145 mm |



[Buy Now](#)



450W 6MM DIE GRINDER - PADDLE SWITCH**DWE4887N**

| | |
|---------------------|----------|
| Power Input | 450W |
| Collet Size | 6 mm |
| Switch Type | Paddle |
| No Load Speed 2 | 5000 rpm |
| Max. Wheel Diameter | 38 mm |
| Spindle Thread | M15 |
| Weight | 1.6 kg |
| Length | 356 mm |

**Buy Now****450W 6MM DIE GRINDER - SLIDE SWITCH****DWE4884**

| | |
|---------------------|-----------|
| Power Input | 450W |
| Collet Size | 6 mm |
| Switch Type | Slide |
| No Load Speed | 25000 rpm |
| Max. Wheel Diameter | 38 mm |
| Spindle Thread | M15 |
| Weight | 1.6 kg |
| Length | 356 mm |

**Buy Now****1300W BRUSHLESS VARIABLE SPEED DIE GRINDER****DWE4997**

| | |
|--------------------------|------------------|
| Power Input | 1300 W |
| No Load Speed | 7500-25000 min-1 |
| Maximum Wheel Diameter 5 | 0 mm |
| Collet Size | 6 mm |
| Weight | 2.4 Kg |

**Buy Now****BRUSHLESS MOTOR**

2200W 355MM HEAVY DUTY CHOP SAW

DW871

| | |
|------------------------------|--------------|
| Power Input | 2200W |
| Speed | 3800 rpm |
| Wheel Diameter | 355 mm |
| Max. Cutting Capacity at 90° | |
| [Square Profile] | 120 x 105 mm |
| [Rectangular Profile] | 72 x 230 mm |
| [L-Shape Profile] | 92 x 92 mm |
| [Rounded Profile] | 130 mm |
| Max. Cutting Capacity at 45° | |
| [Square Profile] | 79 x 79 mm |
| [Rectangular Profile] | 79 x 123 mm |
| [L-Shape Profile] | 56 x 56 mm |
| [Rounded Profile] | 79 mm |
| Weight | 18 kg |
| Length x Height | 520 x 435 mm |



Buy Now

2300W 355MM INDUSTRIAL CHOP SAW

D28730

| | |
|------------------------------|--------------|
| Power Input | 2300W |
| No Load Speed | 4000 rpm |
| Wheel Diameter | 185 mm |
| Max. Cutting Capacity at 90° | |
| [Square Profile] | 120 x 120 mm |
| [Rectangular Profile] | 115 x 130 mm |
| [L-Shape Profile] | 135 x 135 mm |
| [Rounded Profile] | 130 mm |
| Max. Cutting Capacity at 45° | |
| [Square Profile] | 102 x 102 mm |
| [Rectangular Profile] | 110 x 102 mm |
| [L-Shape Profile] | 110 x 110 mm |
| [Rounded Profile] | 115 mm |
| Weight | 15.5 kg |
| Length x Height | 520 x 435 mm |



Buy Now

2200W 355MM HEAVY DUTY CHOP SAW

D28870

| | |
|------------------------------|--------------|
| Power Input | 2200W |
| Speed | 3800 rpm |
| Wheel Diameter | 355 mm |
| Max. Cutting Capacity at 90° | |
| [Square Profile] | 120 x 120 mm |
| [Rectangular Profile] | 100 x 120 mm |
| [L-Shape Profile] | 140 x 140 mm |
| [Rounded Profile] | 130 mm |
| Max. Cutting Capacity at 45° | |
| [Square Profile] | 105 x 105 mm |
| [Rectangular Profile] | 100 x 140 mm |
| [L-Shape Profile] | 120 x 120 mm |
| [Rounded Profile] | 113 mm |
| Weight | 18 kg |
| Length x Height | 520 x 435 mm |



Buy Now

1200W 50MM 2 SPEED MAGNETIC DRILL PRESS**DWE1622K**

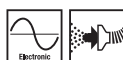
| | |
|------------------------------------|---------------------------|
| Power Input | 1200W |
| Speed Settings | 2 speed |
| No Load Speed | 300/450 rpm |
| Cutter Holder | 19 mm Weldon shank (3/4") |
| Max. Cutting Depth with Cutters | 50 mm |
| Max. Cutting Diameter with Cutters | 50 mm |
| Drill Point Pressure | 317 kg |
| Clamping Force | 3800 N |
| Stroke Length | 147 mm |
| Weight | 14.55 kg |
| Magnetic Base Dimensions | 180 x 84 mm |

**Buy Now****1250W 150-180MM POLISHER - WITH VARIABLE SPEED****DWP849X**

| | |
|---------------------------|------------------|
| Power Input | 1250W |
| No Load Speed | 0-600/0-3500 rpm |
| Max. Backing Pad Diameter | 230 mm |
| Recommended Pad Diameter | 150 - 180 mm |
| Spindle Thread | M14 |
| Weight | 3.0 kg |
| Length x Height | 480 x 135 mm |

**Buy Now****200MM 1000W 2 SPEED BAND SAW****DW876**

| | |
|---------------------|---------------|
| Power Input | 1000W |
| Cutting Speed | 380-880 m/min |
| Max. Cutting Height | 200 mm |
| Max. Cutting Width | 310 mm |
| Table Size | 500 x 500 mm |
| Blade Length | 2215 mm |
| Weight | 54.0 kg |
| Length x Height | 770 x 1590 mm |

**Buy Now**

150MM 373W BENCH GRINDER**DW752R**

| | |
|---------------------|--------------|
| Power Input | 373W |
| No Load Speed | 2950 rpm |
| Wheel Diameter | 152 mm |
| Wheel Thickness | 15-17 mm |
| Bore Diameter | 12.7-12.9 |
| Grinder Wheel Speed | 35m/s |
| Weight | 13.8 kg |
| Length x Height | 310 x 215 mm |

[Buy Now](#)**254MM COMPOUND MITRE SAW + 80T ALU BLADE****DW714**

| | |
|-------------------------------------|--------------|
| Power Input | 1650W |
| Blade Speed | 4600 rpm |
| Blade Diameter | 250 mm |
| Blade Bore Diameter | 30 mm |
| Bevel Capacity | 48/0 ° |
| Mitre Capacity [right/left] | 52/47 ° |
| Cutting Capacity at 90°/90° (W x H) | 130 x 68 mm |
| Cutting Capacity at 90°/45° (W x H) | 130 x 40 mm |
| Cutting Capacity at 45°/90° (W x H) | 91 x 68 mm |
| Max. Cutting Capacity at 45°/45° | 91 x 40 mm |
| Max. Depth of Cut [Saws] | 89 mm |
| Weight | 13.1 kg |
| Length x Height | 600 x 425 mm |

[Buy Now](#)**305MM 1600W SINGLE BEVEL MITRE SAW****DWS715**

| | |
|-------------------------------------|--------------|
| Power Input | 1600W |
| Blade Speed | 4000 rpm |
| Blade Diameter | 305 mm |
| Blade Bore Diameter | 25.4 mm |
| Bevel Capacity | 48/-3 ° |
| Mitre Capacity [right/left] | 50 / 50 ° |
| Cutting Capacity at 90°/90° (W x H) | 203 x 72 mm |
| Cutting Capacity at 90°/45° (W x H) | 203 x 47 mm |
| Cutting Capacity at 45°/90° (W x H) | 142 x 72 mm |
| Max. Cutting Capacity at 45°/45° | 142 x 47 mm |
| Max. Depth of Cut [Saws] | 99 mm |
| Weight | 19 kg |
| Length x Height | 770 x 396 mm |

[▶ Video](#)[Buy Now](#)

305MM 1675W SLIDE MITRE SAW - WITH VARIABLE SPEED**DWS780**

| | |
|-------------------------------------|-----------------|
| Power Input | 1675W |
| Blade Speed | 1900 - 3800 rpm |
| Blade Diameter | 305 mm |
| Blade Bore Diameter | 30 mm |
| Bevel Capacity | 49° |
| Mitre Capacity [right/left] | 60 / 50° |
| Cutting Capacity at 90°/90° (W x H) | 345 x 76 mm |
| Cutting Capacity at 90°/45° (W x H) | 244 x 76 mm |
| Cutting Capacity at 45°/90° (W x H) | 268 x 63 mm |
| Max. Cutting Capacity at 45°/45° | 212 x 76 mm |
| Max. Depth of Cut [Saws] | 170 mm |
| Weight | 24.8 kg |
| Length x Height | 770 x 396 mm |

**Video****Buy Now****650W JIGSAW****DWE349**

| | |
|---------------------------------------|--------------|
| Power Input | 650 W |
| No Load Stroke Rate | 800-3100 spm |
| Stroke Length | 20 mm |
| Bevel Capacity | 45 deg |
| Max. Depth of Cut (Wood) | 85 mm |
| Max. Depth of Cut (Steel) | 10 mm |
| Max. Depth of Cut (Non Ferrous Metal) | 20 mm |
| Keyless Blade Change | Yes |
| Weight | 3 kg |
| Length x Height | 230 X 200 mm |

**Video****Buy Now****701W TOP HANDLE JIGSAW****DW331K**

| | |
|---------------------------------------|--------------|
| Power Input | 701W |
| No Load Stroke Rate | 0-3100 spm |
| Stroke Length | 26 mm |
| Bevel Capacity | 45 ° |
| Max. Depth of Cut (Wood) | 130 mm |
| Max. Depth of Cut (Steel) | 12 mm |
| Max. Depth of Cut (Non Ferrous Metal) | 30 mm |
| Keyless Blade Change | Yes |
| Weight | 2.6 kg |
| Length x Height | 250 x 210 mm |

**Buy Now**

1200W 185MM COMPACT CIRCULAR SAW**DWE561A**

| | |
|--------------------------|------------|
| Voltage | 220-240 V |
| Type | 1 |
| Power Input | 1200 W |
| No-Load Speed | 5500 min-1 |
| Blade Diameter | 184 mm |
| Max. Depth Of Cut At 90° | 65 mm |
| Max. Depth Of Cut At 45° | 42 mm |
| Blade Bore | 20 mm |
| Bevel Angle Adjustment | 8° |
| Weight | 3.6 kg |

**Buy Now****1350W 184MM COMPACT CIRCULAR SAW****DWE560B**

| | |
|--------------------------|--------------|
| Power Input | 1350W |
| No Load Speed | 5500 rpm |
| Blade Diameter | 184 mm |
| Blade Bore Diameter | 16 mm |
| Bevel Capacity | 48° |
| Max. Depth of Cut at 90° | 65 mm |
| Max. Depth of Cut at 45° | 42 mm |
| Weight | 3.7 kg |
| Length x Height | 286 x 226 mm |

**Buy Now****1/4" SHEET ORBITAL SANDER****DWE6411**

| | |
|-------------------|--------------|
| Power Input | 280W |
| Orbits Per Minute | 14,000 opm |
| Orbit Size | 1.6 mm |
| Paper Size | 140 x 115 mm |
| Pad Size | 108 x 115 mm |
| Weight | 1.28 kg |
| Length x Height | 160 x 135 mm |

**Buy Now**

125MM RANDOM ORBIT PALM SANDER**DWE6421**


| | |
|--------------------|-----------|
| Power | 280 W |
| DrlliVmin. | 12000 opm |
| Dust Sealed Switch | Yes |
| Dust Collection | Tes |
| Tool Height | 140mm |
| Weight | 1.3 kg |
| Length x Height | |

**Video****Buy Now****900W 8MM (1/4") COMPACT ROUTER****D26200**

| | |
|------------------------|------------------|
| Power Input | 900W |
| No Load Speed | 16000-27000 rpm |
| Variable Speed | Yes |
| Collet Size | 6-8 mm (or 1/4") |
| Plunge Stroke/Movement | 55 mm |
| Max. Cutter Diameter | 30 mm |
| Weight | 1.9 kg |
| Length x Height | 120 x 200 mm |

**Buy Now****900W 8MM (1/4") VARIABLE SPEED PLUNGE ROUTER****D26203**

| | |
|------------------------|-----------------|
| Power Input | 900W |
| No Load Speed | 16000-27000 rpm |
| Variable Speed | Yes |
| Collet Size | 6-8 mm |
| Plunge Stroke/Movement | 55 mm |
| Max. Cutter Diameter | 30 mm |
| Weight | 2.9 kg |
| Length x Height | 110 x 270 mm |

**Buy Now**

550W 1.5MM HAND PLANER**D26676**

| | |
|-------------------|--------------|
| Power Input | 550W |
| No Load Speed | 17000 rpm |
| Max. Depth of Cut | 1.5 mm |
| Rebating Depth | 10 mm |
| Planer Width | 82 mm |
| Shoe Length | 309 mm |
| Drum Diameter | 54 mm |
| Weight | 2.72 kg |
| Length x Height | 290 X 180 mm |

[Buy Now](#)**1100W VARIABLE SPEED RECIPROCATING SAW****DWE305PK**

| | |
|------------------------------------------------|--------------|
| Power Input | 1100W |
| No Load Stroke Rate | 0-2800 spm |
| Stroke Length | 29 mm |
| Max. Cutting Capacity [Wood] | 280 mm |
| Max. Cutting Capacity [Steel Sections & Pipes] | 100 mm |
| Max. Cutting Capacity [PVC] | 130 mm |
| Weight | 3.5 kg |
| Length x Height | 435 x 178 mm |

[Buy Now](#)**1800W PORTABLE PLANER THICKNESSER****DW733**

| | |
|---------------------------|-------------------|
| Power Input | 1800W |
| No Load Speed | 10000 rpm |
| Max. Capacity | 64-315 mm (Width) |
| Max. Depth of Cut | 3.2 mm |
| Max. Planing Depth | 2 mm |
| Max. Thicknesser Capacity | 152 mm (Height) |
| Feed Rate | 8 m/min |
| Overload Protection | Yes |
| Weight | 33.6 kg |
| Length x Height | 520 x 445 mm |

[Buy Now](#)

250mm 2000W LIGHTWEIGHT TABLE SAW**DWE7492**

| | |
|--------------------------------------|--------------|
| Power Input | 2000W |
| Blade Speed | 4800 rpm |
| Blade Diameter | 250 mm |
| Blade Bore Diameter | 30 mm |
| Bevel Capacity - | 3 to 48 ° |
| Max. Ripping Capacity [right / left] | 825 x 558 mm |
| Max. Depth of Cut at 90° | 77 mm |
| Max. Depth of Cut at 45° | 55 mm |
| Table Size | 680x650 mm |
| Weight | 26.5 kg |
| Depth | 742 mm |
| Length x Height | 577 x 425 mm |

**Buy Now****2000W HEAT GUN WITH LCD DISPLAY****D26414**

| | |
|-----------------------|--------------|
| Power Input | 2000W |
| Operating Temperature | 50 - 600 °C |
| Air Flow | 650 l/min |
| Weight | 0.85 kg |
| Length x Height | 265 x 210 mm |

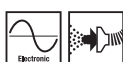
**Buy Now****1800W STANDARD HEATGUN****D26411**

| | |
|-----------------------------------|-----------------|
| Power Input | 1800W |
| Operating Temperature [Setting 1] | 50 - 400 °C |
| Operating Temperature [Setting 2] | 250 / 450 l/min |
| Weight | 0.80 kg |
| Length x Height | 253 x 210 mm |

**Buy Now**

800W HEAVY DUTY INDUSTRIAL BLOWER**DWB800**

| | |
|-------------|-------------------------|
| Power Input | 800W |
| Speed | 0 - 16000 rpm |
| Air Volume | 4.5 m ³ /min |
| Suction | 2.5 m ³ /min |
| Weight | 1.8 kg |

**Buy Now****1400W 38L CONSTRUCTION DUST EXTRACTOR - M CLASS****DWV902M**

| | |
|------------------------|-------------------------------------------------|
| Power Input | 1400W |
| Max. Airflow | 4080 l/min |
| Capacity | 38L |
| Wet Capacity | 18.4L |
| Vacuum Class | M CLASS (99.9% dust >0.1 mg/m ³) |
| Hose Length / Diameter | 4m / ø35 mm |
| Built-In Power Socket | Yes (Max. 2200W) |
| Weight | 15 kg |
| Height | 695 mm |

**Buy Now****1400W 38L CONSTRUCTION DUST EXTRACTOR - L CLASS****DWV901L**

| | |
|------------------------|-----------------------------------------------|
| Power Input | 1400W |
| Max. Airflow | 4080 l/min |
| Capacity | 30L |
| Wet Capacity | 17.5L |
| Vacuum Class | L Class (99.9% dust >1 mg/m ³) |
| Hose Length / Diameter | 4.1m / ø35 mm |
| Built-In Power Socket | Yes (Max. 2200W) |
| Weight | 9.5 kg |
| Height | 500 mm |

**Buy Now**

HEAVY DUTY MITER SAW STAND

DWX723



| | |
|--------------------|---------------------------------------------|
| Compact Length | 1765 mm |
| Extended Length | 3835 mm |
| Include Disclaimer | * Stand only. Tool only for illustration |

STAND FOR DRILLING MOTOR

D215851



| | |
|------------------------------------------------|--------|
| Column Length | 995 mm |
| Max. Drilling Diameter with Water Collector | 250 mm |
| Max. Drilling Diameter without Water Collector | 300 mm |
| Inclinable | 45° |
| Weight | 7kg |



[Buy Now](#)

[Buy Now](#)

DUST EXTRACTION SYSTEM & HOLE CLEANING

DWH050K



| | |
|------------------|--------------------------------------------|
| Product Fitment | All Cordless SDS-Plus and SDS-Max. Hammers |
| Nose Sizes | 0-38 mm / 38-52 mm |
| Cleaning Nozzles | 2 included |
| Weight | 0.6 kg |
| Length x Height | 361 x 57 mm |

125MM SURFACE GRINDING SHROUD

DWE46150



| | |
|----------------------|---------------------------|
| Product Fitment | All 115 / 125 mm grinders |
| Max. Disc Diameter | 125 mm |
| Accessories Accepted | Diamond Cups |
| Weight | 0.3 kg |



[Buy Now](#)



[Buy Now](#)



FLOOR CLEANING KIT

DWV9350

For use with

DWV901 / DWV902



Buy Now

DUST EXTRACTION SYSTEM FOR SDS-PLUS HAMMERS

D25301D

| | |
|---------------------|----------------------|
| Product Fitment | All SDS-Plus Hammers |
| Collar Diameter | ø43 mm / ø54 mm |
| Max. Bit Diameter | ø16 mm |
| Max. Bit Length | 224 mm |
| Max. Drilling Depth | 150 mm |
| Weight | 1.2 kg |



Buy Now



SDS PLUS DUST EXTRACTOR CORDED CORDLESS

D25304DH

| | |
|------------------------|----------------------------------------|
| Product Fitment | D25333K / D25334K / DCH333 / DCH334 |
| Max. Drilling Capacity | ø26 mm |
| Max. Drilling Depth | 180 mm |
| Weight | 1.4 kg |
| Length x Height | 440 x 296 mm |



Buy Now





LASER INSTRUMENTS

| | |
|-------------------------------|----|
| Lasers | 63 |
| Laser Accessories | 65 |
| Laser Distance Measurer | 66 |

10.8V/18V MAX 3x360°

Cross laser green level machine

Based on the DCE089D1G18 kit, this too lasts **1.8 times** longer than DCE089D1G (18V 2.0AH configuration)

**10.8V/18V 3x360°**

Cross green laser

DCE089D1G18

* Battery operating time may vary in different working environments

**Handles delicate jobs**

Vertical lines can be fine-tuned with the fine adjustment dial.

**Excellent compatibility**

Laser leveler compatible with both 10.8V and 18V batteries.

**Accurate visibility**

High visibility with the 3 x 360° green laser.

**High-efficiency battery**

5.4 times (30 hours+) the operating time when using 18V 6.0AH battery.

DUST EXTRACTION SYSTEM FOR SDS-PLUS HAMMERS

DCE089D1R

| | |
|----------------------------------|-----------------------------------------------------------------|
| Beam Colour | Red |
| Accuracy | +/-3 mm @ 10m |
| Self-Levelling Range | +/-4° |
| Max. Working Range with Detector | 20-50m |
| IP Rating | 65 |
| Number of Beams | 3 - Horizontal, Vertical, Side |
| Tripod Connection | 1/4" x 5/8" |
| Pendulum Lock | Yes |
| Laser Class | 2 |
| Modes | 1 x 360° Horizontal, 1 x 360° Vertical, 2nd 360° Vertical |



Buy Now

10.8V XR



MULTI-BEAM 5 POINTS LASER POINTER + 1 BACKLINE

DW085K

| | |
|----------------------|---------------|
| Beam Colour | Red |
| Accuracy | +/- 3mm @ 15m |
| Self-Levelling Range | +/-4° |
| Indoor Visible Range | 30 m |
| IP Rating | 54 |
| Number of Beams | 5 |
| Tripod Connection | 1/4" (6.35mm) |
| Laser Class | 2 |
| Weight | 3 kg |



Buy Now

18V LI-ION 5 SPOT CROSS LINE LASER (RED BEAM)

DCE0825D1R

| | |
|------------------------------|-------------------------------------------------------------------------------------------|
| Beam Colour | Red |
| Accuracy | +/-3 mm @ 10m Spot +/-2 @ 10m |
| Self-Levelling Range | +/-4° |
| Max. Working Range Line/Spot | 20m/50m |
| IP Rating | 65 |
| Number of Beams | 7 - Cross Line plus 5 spots |
| Tripod Connection | 1/4" x 5/8" |
| Pendulum Lock | Yes |
| Laser Class | 2 |
| Modes | Vertical Only, Horizontal Only, Cross Line, 3 Spot Only: Up, Down, Front, 5 Spot |



Buy Now

10.8V XR



18V LI-ION 5 SPOT CROSS LINE LASER (RED BEAM)

DCE088D1G

| | |
|----------------------------------|-----------------------------------------------------------------|
| Beam Colour | Green |
| Accuracy | +/-3 mm @ 10m |
| Self-Levelling Range | +/-4° |
| Max. Working Range with Detector | 30-50m |
| IP Rating | 65 |
| Number of Beams | 3 - Horizontal, Vertical, Side |
| Tripod Connection | 1/4" x 5/8" |
| Pendulum Lock | Yes |
| Laser Class | 2 |
| Modes | 1 x 360° Horizontal, 1 x 360° Vertical, 2nd 360° Vertical |



Buy Now

10.8V XR



18V LI-ION 5 SPOT CROSS LINE LASER (RED BEAM)

DW088CG

| | |
|----------------------------------|------------------------------------------------|
| Beam Colour | Green |
| Accuracy | +/-3 mm @ 10m |
| Self-Levelling Range | +/-4° |
| Max. Working Range with Detector | 20-50m |
| IP Rating | 54 |
| Number of Beams | 3 - Horizontal, Vertical, Side |
| Tripod Connection | 5/8" |
| Laser Class | 2 |
| Modes | 3 beams Separately 1 Horizontal, 2 Vertical |
| Power Source | 4 x AA |



Buy Now



MULTI-LINE LASER (RED BEAM)

DW089K

| | |
|----------------------------------|------------------------------------------------------------|
| Beam Colour | Red |
| Accuracy | +/-3 mm @ 10m |
| Self-Levelling Range | +/-4° |
| Max. Working Range with Detector | 15-50m |
| Dust/Water Protection | IP54 |
| Number of Beams | 3 - Horizontal, Vertical, Side |
| Tripod Connection | 5/8" |
| Rotation Speed | 150, 300, 600, 1200rpm |
| Laser Class | 2 |
| Modes | Vertical, Horizontal, Cross Line, Spot Only Up, Down |



Buy Now



CROSS LINE LASER (RED BEAM)

DW088K

| | |
|----------------------|-----------------------------------------------|
| Beam Colour | Red |
| Accuracy | +/-3 mm @ 10m |
| Self-Levelling Range | +/-4° |
| Max. Working Range | 15-50m |
| IP Rating | 54 |
| Number of Beams | 2 - Horizontal, Vertical |
| Tripod Connection | 1/4" |
| Laser Class | 2 |
| Modes | Vertical Only, Horizontal Only, Cross Line |
| Power Source | 2 x AAA |



Video



Buy Now



MULTI-PURPOSE TRIPOD WITH TILTING HEAD

DW0881T

| | |
|-------------------|------------|
| Adjustable Height | 0.6 - 1.7m |
| Mounting Thread | 1/4" |
| Material | Aluminium |



Buy Now

RED LINE LASER DETECTOR

DE0892

| | |
|--------------------|--------------|
| Compatibility | DW088, DW089 |
| Max. Working Range | 50m |
| Power Source | 1 x 9V |



COMPATIBLE WITH:

DW088K-XJ / DW089K-XJ/ DCE089D1R-QW

Buy Now

GREEN LINE LASER DETECTOR

DE0892G

| | |
|--------------------|----------------------------------------------------|
| Compatibility | DW088CG, DCE088D1G, DCE089D1G, DCE0825D1G |
| Max. Working Range | 50m |
| Power Source | 1 x 9V |



COMPATIBLE WITH:
DW088 / DW089


[Buy Now](#)

100M LASER DISTANCE METER (330FT)

DW03101

| | |
|-------------------------|----------------------------------------------------------------------------------------|
| Accuracy | +/-1.5 mm @ 10m |
| Dust/Water Protection | IP65 |
| Laser Class | 2 |
| Power Source | 2 x AAA |
| Calculations | Distance, Area, Volume, Pythagoras, Timer Function, Inclinometer, Partial Height |
| Tool Connect Compatible | Yes |

[Video](#)



[Buy Now](#)

50 M LASER DISTANCE MEASURER (165 FT.)

DW0165N

| | |
|----------------------|----------------------|
| Accuracy: | +/-0.2 mm @ 1m |
| Indoor Visible Range | 30 m |
| IP Rating | 54 |
| Tripod Connection | 1/4" (6.35mm) |
| Direction of beams | Up/down/level/square |

[Video](#)



[Buy Now](#)

30M LASER DISTANCE MEASURER

DWHT77100

| | |
|-----------------------|--------------------------|
| Accuracy | +/-3 mm @ 10m |
| Measuring range | 30m |
| Laser Class | 2 |
| Power Source | 2 x AAA |
| Calculations | Area, Volume, Pythagoras |
| Measure unit | Metric/inch |
| Dust/Water Protection | IP40 |
| Power source | 2 x AAA |



[Buy Now](#)

DEWALT POCKET LASER

DW055PL

| | |
|-----------------------|---------------------------|
| Accuracy | +/-6mm @ 10m |
| Dust/Water Protection | IP54 |
| Measuring range | 16m |
| Laser Class | 2 |
| Power Source | Built-in, charge with USB |
| Measure unit | Metric/inch |
| Dimension | 64.5x38x20.6mm |



[Buy Now](#)





TOOLS STORAGE

TOUGHSYSTEM™

TSTAK™

SOFTBAG™

MULTI BOX

TOUGH POUCH

TSTAK SYSTEM STORAGE 70

DEWALT TOUGH SYSTEM 74

STORAGE
BUILT TO
HANDLE IT.™

GUARANTEED TOUGH.®

**A new solution
for tough job sites**

**Introducing
the Tough
System 2.0!**



DWST83402-1
TOUGHSYSTEM 2.0
A 3-in-1 module box

**A 20% wider storage
compartment**



**Passed the IP65 test
Dust/moisture-proof**



**Easy to use
Auto-connecting side lock**



* Compared to 1-70-321, 1-70-322, 1-70-323, and DWST08250.

* Compatible with the previous Tough System series.

TSTAK® IP54 DEEP BOX

DWST83346

| | |
|-----------------------|-----------------------|
| Dimensions | 440mm X 333mm X 302mm |
| Weight Capacity | 30kg |
| Internal Volume | 22.24L |
| Dust/Water Protection | IP 54 |



[Buy Now](#)

TSTAK® IP54 DEEP BOX LONG HANDLE

DWST83343

| | |
|-----------------------|-----------------------|
| Dimensions | 442mm X 338mm X 323mm |
| Weight Capacity | 30kg |
| Internal Volume | 22.24L |
| Dust/Water Protection | IP 54 |



[Buy Now](#)

TSTAK® IP54 MOBILE STORAGE BOX

DWST83347

| | |
|-----------------------|-----------------------------------------|
| Dimensions | 512mm x 435mm x 1000mm Handle up |
| Weight Capacity | 30 kg (top handle) / 50 kg (trolley) |
| Internal Volume | 36L |
| Dust/Water Protection | IP 54 |



[Buy Now](#)

TSTAK® WATERSEALED ORGANISER

DWST82968

| | |
|-------------------------|-----------------------|
| Dimensions | 440mm x 337mm x 119mm |
| Storage Volume (Litres) | 7.8L |
| Dust/Water Protection | IP54 |
| Stackable | Yes |
| Inlay Product Type | Removable Cups |



[Buy Now](#)

TSTAK® IP54 SHALLOW BOX

DWST83345

| | |
|-----------------------|-----------------------|
| Dimensions | 440mm X 333mm X 162mm |
| Weight Capacity | 30kg |
| Internal Volume | 13.5L |
| Dust/Water Protection | IP 54 |



[Buy Now](#)

TSTAK® IP54 SHALLOW BOX LONG HANDLE

DWST83344

| | |
|-----------------------|-----------------------|
| Dimensions | 440mm X 333mm X 183mm |
| Weight Capacity | 30kg |
| Internal Volume | 14L |
| Dust/Water Protection | IP 54 |



[Buy Now](#)

TSTAK CART

DWST1-71229

| | |
|-----------------------|-------------------|
| Dimensions | 181 x 486 x 436mm |
| Product Material | ABS |
| Pack Size | Pack of 1 |
| Case Type | Trolley |
| Load Capacity(Weight) | 100kg |
| Wheeled | Yes |



[Buy Now](#)

TSTAK DEEP DRAWER UNIT 1

DWST1-70705

| | |
|------------------|-----------------------|
| Dimensions | 440mm x 314mm x 176mm |
| Product Material | ABS |
| Pack Size | Pack of 1 |
| Case Type | Box |
| Stackable | Yes |



[Buy Now](#)

TSTAK DRAWER UNIT 2

DWST1-70706

| | |
|------------------|-----------------------|
| Dimensions | 430mm x 315mm x 176mm |
| Product Material | ABS |
| Pack Size | Pack of 1 |
| Case Type | Box |
| Stackable | Yes |



[Buy Now](#)

TSTAK OPEN TOTE**DWST1-71228**

| | |
|------------------|-----------------------|
| Dimensions | 320mm x 275mm x 440mm |
| Product Material | ABS |
| Pack Size | Pack of 1 |
| Case Type | Tote |
| Stackable | Yes |

**Buy Now****TSTAK TROLLEY****DWST1-71196**

| | |
|------------|--------------------------|
| Dimensions | 580mm x 540mm x 1040.3mm |
| Capacity | 100 Kg |

**Buy Now****DEWALT TSTAK CLIPBOARD****DWST82732-1**

| | |
|---------------------|----------------------|
| Dimensions | 41.5 x 28.5 x 3.5 mm |
| LED Light | Yes |
| Internal Soft Pouch | Yes |
| Stackable | Yes |

**Buy Now**

TOUGHSYSTEM 2.0 DS166 BOX

DWST83293-1

| | |
|-------------------------|-----------------------|
| Dimensions | 490mm x 117mm x 300mm |
| Waterseal | IP65 Rated Seal |
| Latches | Metal Wire |
| Weight Capacity | 50kg |
| Internal Volume | 22.15L |
| Top Handle | Yes |
| Side Bracket compatible | Yes |



[Buy Now](#)

TOUGHSYSTEM 2.0 DS300 BOX

DWST83294-1

| | |
|-------------------------|-----------------------|
| Dimensions | 490mm x 252mm x 300mm |
| Waterseal | IP65 Rated Seal |
| Latches | Metal Wire |
| Weight Capacity | 50kg |
| Internal Volume | 43.45L |
| Top Handle | Yes |
| Side Bracket compatible | Yes |



[Buy Now](#)

TOUGHSYSTEM 2.0 DS400 BOX

DWST83342-1

| | |
|-------------------|-------------------|
| Waterseal | Visible IP65 Seal |
| Latches | Metal Wire |
| Weight Capacity | 50kg |
| Internal Volume | 59.95L |
| Top Carry Handle | Yes |
| Detachable Handle | Yes |



[Buy Now](#)

TOUGHSYSTEM 2.0 DS450 MOBILEBOX

DWST83295-1

| | |
|-------------------------|-------------------|
| Waterseal | Visible IP65 Seal |
| Latches | Metal Wire |
| Weight Capacity | 113kg |
| Internal Volume | 64.75L |
| Top Handle | 50kg |
| Protection Class | Yes |
| Side Bracket compatible | Yes |



[Buy Now](#)

TOUGH SYSTEM 2.0 DEEP FULL SIZE ORGANIZER

DWST83394-1

| | |
|-----------------------|-----------------------|
| Dimensions | 543mm x 350mm x 100mm |
| Product Material | Plastic |
| Dust/Water Protection | IP65 |



[Buy Now](#)



TOUGHSYSTEM 2.0 DEEP TRAY

DWST83408-1

| | |
|---------------------|-----------------------|
| Internal Dimensions | 470mm x370 mm x 120mm |
| Product Material | Plastic |



[Buy Now](#)

TOUGHSYSTEM 2.0 SHALLOW TRAY

DWST83407-1

| | |
|---------------------|----------------------|
| Internal Dimensions | 470mm x370 mm x 60mm |
| Product Material | Plastic |



[Buy Now](#)





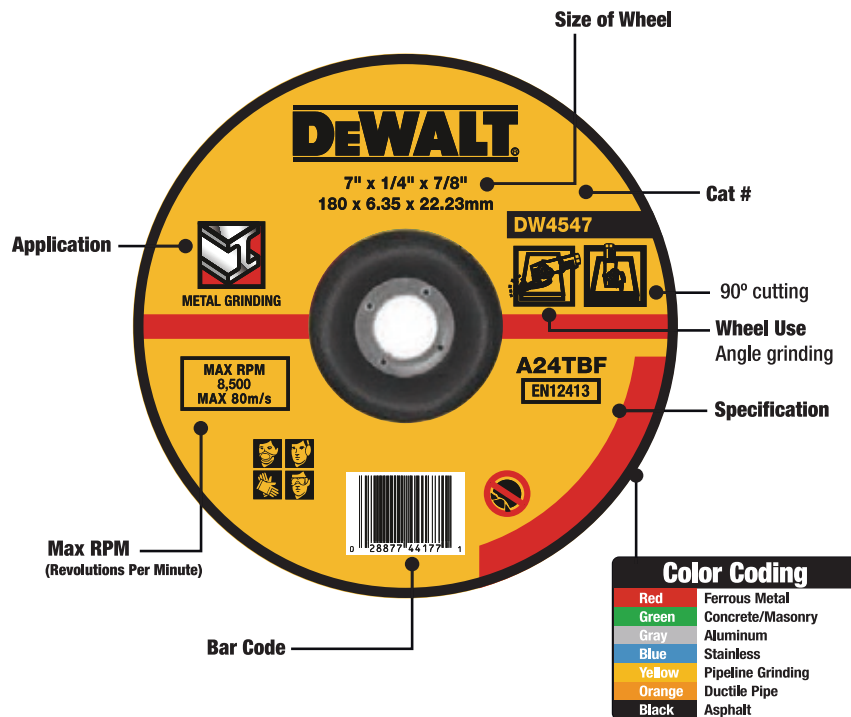
ACCESSORIES & PARTS

| | | | |
|-------------------------------|-------|-----------------------------------|----|
| Bonded Abrasive | 78 | CHISELS -PROFESSIONAL | 87 |
| Coated Abrasive | 79 | CHISELS -EXTREME | 87 |
| Marble Cutting Blade | 80 | METAL MAX | 88 |
| TURBO / PROCLEAN Wheels | 80 | CORE BITS | 88 |
| CUP Wheels/ WIRE Brush | | ANNULAR/ BROACH CUTTERS | 89 |
| CSB | 81 | JIGSAW BLADES | 90 |
| MASONRY BITS | 81 | RECIPSAW | 90 |
| SDS PLUS- Professional | 82 | PROMO-LINE/COMBINATION SETS | 91 |
| SDS PLUS- EXTREME | 83 | SCREWDRIVER BITS | 92 |
| SDS MAX -2 Cutter | 84 | NUT DRIVERS | 93 |
| SDS MAX -4 Cutter | 85-86 | Multi Tool Accessories | 93 |
| SDS MAX -XLR SERIES | 86 | Nails & Fastening | 94 |
| | | OTHER ACCESSORIES | 94 |
| | | FASTENERS | 95 |

INTRODUCTION TO BONDED ABRASIVES

DEWALT Abrasive Product Identification

DEWALT utilizes an industry recognized color coding and identification system to help users identify the right bonded abrasive wheel for their application. There are also several other key identifiers to look for on a wheel; RPM's, wheel size, thickness and bore size to ensure the correct product is used.

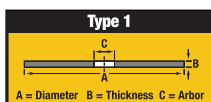


American National Standards Institute (ANSI)

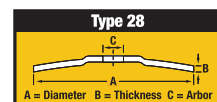
| A | | | |
|--------------------------------------|------------------------|------|-----------|
| Primary grain used to make the wheel | | | |
| A | Aluminum Oxide | | |
| TA | Treated Aluminum Oxide | | |
| C | Silicon Carbide | | |
| Z | Aluminum Zirconia | | |
| 24 | | | |
| Size of the abrasive grain | | | |
| Coarse | Medium | Fine | Very Fine |
| 16 | 30 | 100 | 220 |
| 20 | 36 | 120 | 240 |
| 24 | 46 | 180 | 280 |
| | 60 | | |
| R | | | |
| Hardness of the bond | | | |
| Soft Medium Hard | | | |
| A N R T Z | | | |
| BF | | | |
| Type of bond used | | | |
| B | Resinoid | | |
| BF | Resinoid Reinforced | | |
| RF | Rubber Reinforced | | |
| S | Silicate | | |
| V | Vitrified | | |

Types of Bonded Abrasives

Cutting & Edge Grinding

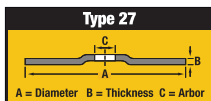


Angle Grinding at Shallow Angles



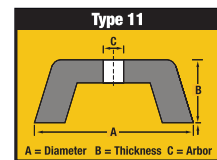
0°-15°

Angle Grinding & Edge Grinding



15°-25°

Surface Grinding



0°-15°

BONDED ABRASIVES

DEPRESSED CENTRE

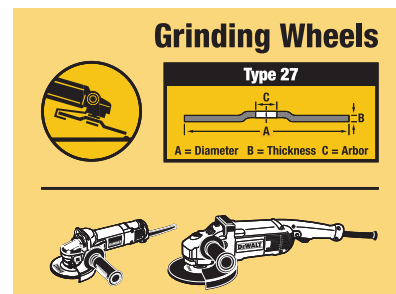
Grinding Wheels

- High grain concentration for aggressive grinding action and smooth running wheels
- Proprietary material mix ensures durable long life wheels
- Three sheets of fiberglass for durability

METAL

- Aluminum oxide grain.
- Softer formulation than High Performance for fast grinding.
- General purpose metal grinding.

FERROUS METAL
STAINLESS STEEL



DEWALT DEPRESSED CENTRE METAL GRINDING WHEELS

| Cat # | Type | Diameter (mm) | Thickness (mm) | Bore Size (mm) | Specification | Max RPM | PKS |
|------------------|------|---------------|----------------|----------------|---------------|---------|-----|
| DT34404 | 27 | 100 | 4,0 | 16 | Metal | 15200 | 25 |
| DWA4500-IN (Red) | 27 | 100 | 5,0 | 16 | Metal | 13750 | 30 |
| DT34406 | 27 | 100 | 6,0 | 16 | Metal | 15200 | 25 |
| DW4543 | 27 | 125 | 6,0 | 22.2 | Metal | 12200 | 25 |
| DW4547-IN | 27 | 180 | 6,3 | 22.2 | Metal | 8500 | 40 |
| DWA4547-IN (Red) | 27 | 180 | 6,7 | 22.2 | Metal | 8500 | 25 |
| DW4549 | 27 | 230 | 6 | 22.2 | Metal | 6600 | 10 |

BONDED ABRASIVES

CUT-OFF WHEELS

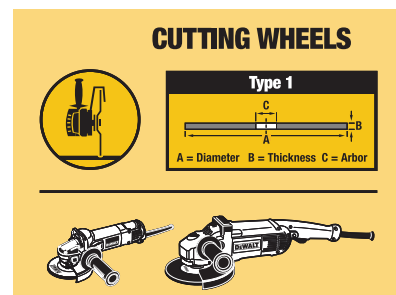
Cutting Wheels

- Thin wheel design for fast burr free cutting.
- Proprietary material mix ensures durable long life wheels.
- Two sheets of fiberglass for durability & safety.

METAL

- Aluminum oxide grain.
- Softer formulation than High Performance for fast cutting.
- Cutting in all types of ferrous metals and stainless metals.
- Fast burr free cutting.

FERROUS METAL
STAINLESS STEEL



DEWALT CUT-OFF WHEELS

| Cat # | Type | Diameter (mm) | Thickness (mm) | Bore Size (mm) | Specification | Max RPM | PKS |
|----------------------|------|---------------|----------------|----------------|-------------------------|---------|-----|
| DWA8060-IN | 1 | 100 | 1.2 | 16 | Metal & Stainless Steel | 15200 | 100 |
| DWA8051-IN | 1 | 100 | 1.8 | 16 | Metal | 13300 | 50 |
| DWA4520F | 1 | 100 | 2.8 | 16 | Metal | 13750 | 200 |
| DWA8062-IN | 1 | 125 | 1.2 | 22.2 | Metal & Stainless Steel | 12200 | 100 |
| DWA8052 | 1 | 125 | 1.6 | 22.2 | Metal & Stainless Steel | 12200 | 100 |
| DWA4522 | 1 | 125 | 3 | 22.2 | Metal | 12200 | 200 |
| DWA8922-IN | 1 | 180 | 1.6 | 22.2 | Metal & Stainless Steel | 8500 | 50 |
| DWA4524F | 1 | 180 | 3.0 | 22.2 | Metal | 8500 | 100 |
| DW44560 | 1 | 180 | 3.2 | 22.2 | Metal | 8500 | 100 |
| DWA4525IA-AE | 1 | 230 | 3 | 22.2 | Metal | 6650 | 50 |
| DWA8011R | 1 | 355 | 2.8 | 25.4 | Metal | 3870 | 25 |
| DWA8011RFCIA-B1 | 1 | 355 | 3 | 25.4 | Metal | 3875 | 10 |
| DWA8011S-IN (Smooth) | 1 | 355 | 2.8 | 25.4 | Metal | 4800 | 25 |

COATED ABRASIVE

FIBER SANDING DISC

| Cat # | Type | Diameter (mm) | Bore Size (mm) | Specification | PKS |
|-----------------|-----------------|-------------------------|----------------|---------------|-----|
| D32-IN | Aluminium Oxide | 100 | 16 | 36 | 10 |
| D34-IN | Aluminium Oxide | 100 | 16 | 60 | 10 |
| D35-IN | Aluminium Oxide | 100 | 16 | 80 | 10 |
| D36-IN | Aluminium Oxide | 100 | 16 | 120 | 10 |
| D22-IN | Aluminium Oxide | 125 | 22.2 | 36 | 10 |
| D24-IN | Aluminium Oxide | 125 | 22.2 | 60 | 10 |
| D25-IN | Aluminium Oxide | 125 | 22.2 | 80 | 10 |
| D26-IN | Aluminium Oxide | 125 | 22.2 | 120 | 10 |
| D2-IN | Aluminium Oxide | 180 | 22.2 | 36 | 10 |
| D4-IN | Aluminium Oxide | 180 | 22.2 | 60 | 10 |
| D5-IN | Aluminium Oxide | 180 | 22.2 | 80 | 10 |
| D6-IN | Aluminium Oxide | 180 | 22.2 | 120 | 10 |
| DZC32-IN | Zirconium | 100 | 16 | 36 | 10 |
| DZC33-IN | Zirconium | 100 | 16 | 60 | 10 |
| DZC22-IN | Zirconium | 125 | 22.2 | 36 | 10 |
| DZC23-IN | Zirconium | 125 | 22.2 | 60 | 10 |
| DZC2-IN | Zirconium | 180 | 22.2 | 36 | 10 |
| DZC3-IN | Zirconium | 180 | 22.2 | 60 | 10 |
| DZC9-IN | Zirconium | 180 | 22.2 | 80 | 10 |
| DZC10-IN | Zirconium | 180 | 22.2 | 120 | 10 |
| ZIRCON-IN-PROMO | Zirconium | 100,125,180 Mixed Sizes | | | |
| ALCON-IN-PROMO | Aluminium Oxide | 100,125,180 Mixed Sizes | | | |



- Tough fiber backing to prevent tearing
- Proprietary material mix ensuring durability
- High performance for faster sanding

Available from 24G to 120G in 4", 5" & 7"



Aluminium Oxide

Zirconium

MARBLE CUTTING BLADES, TURBO GRINDING WHEELS & WIRE BRUSH

For Use with Marble Cutters & Angle Grinders

FEATURES

- High diamond concentration for long life and aggressive material removal.
- Large grinding segments with heat treated steel bodies which provides increases durability and wheel life.



MARBLE CUTTING BLADES & TURBO GRINDING WHEELS

| Cat # | Description | Diameter (mm) | Bore (mm) | Pack Qty. |
|----------------|-----------------------------------------------------------------|---------------|-----------|-----------|
| DW47402M-IN | 4" MCB - 110mm x 20 (Segment Height 10 mm) for Marble | 110 | 16/20 | 1 |
| DW47401M-IN | 4" MCB - 110mm x 20 Continuous (Segment Height 9 mm) for Marble | 110 | 16/20 | 1 |
| DW47402G-IN | 4" MCB - 110mm x 20 (Segment Height 10 mm) for Granite | 110 | 16/20 | 1 |
| DW47502M-IN | 5" MCB - 125mm x 22.23 (Segment Height 10 mm) for Marble | 125 | 22,2 | 1 |
| DW47502G-IN | 5" MCB - 125mm x 22.23 (Segment Height 10 mm) for Granite | 125 | 22,2 | 1 |
| DW47402MB25-IN | Bulk Pack 25pc -4" MCB - 110mm x 20 for Marble | 125 | 16/20 | 25 |
| DW47401MB25-IN | Bulk Pack 25pc -4" MCB - 110mm x 20 Continuous for Marble | 110 | 16/20 | 25 |
| DW47402GB25-IN | Bulk Pack 25pc -4" MCB - 110mm x 20 for Granite | 110 | 16/20 | 25 |
| DW47502MB25-IN | Bulk Pack 25pc -5" MCB - 125mm x 22.23 for Marble | 125 | 22,2 | 25 |
| DW47502GB25-IN | Bulk Pack 25pc -5" MCB - 125mm x 22.23 for Granite | 125 | 22,2 | 25 |
| DX3101 | PORCELAIN TILES Thin Cutter 100X1.2X 20mm (Industrial Grade) | 100 | 20 | 1 |
| DX3121 | PORCELAIN TILES Thin Cutter 115X1.2X 22.23mm (Industrial Grade) | 115 | 22,2 | 1 |
| DX3161 | PORCELAIN TILES Thin Cutter 180X1.4X 22.23mm (Industrial Grade) | 180 | 22,2 | 1 |
| DX3781 | 9" MCB - 230mm X 22.23 mm- LASER BLADE CONCRETE | 230 | 22,2 | 1 |
| DX4061 | 180 MM TURBO GRINDING WHEEL FOR CONCRETE | 180 | 22,2 | 1 |
| DX4001 | 100MM TURBO GRINDING WHEELS FOR CONCRETE | 100 | 16 | 1 |



WIRE BRUSHES & CUP WHEELS

| Cat # | Diameter (mm) | Bore (mm) | Wire Length (mm) | Pack Qty. |
|------------|---------------|-----------|------------------|-----------|
| DT3500-QZ | 65 | M14 | 18 | 1 |
| DT3489-QZ | 100 | M14 | 26 | 1 |
| DT3501-QZ | 100 | M14 | 24 | 1 |
| DT3502-QZ | 115 | M14 | x | 1 |
| DW4772T-AE | 100 | 22,2 | x | 1 |
| DW4774T-AE | 115 | 22,2 | x | 1 |
| DW4777T-AE | 125 | 22,2 | x | 1 |
| DW4775T-AE | 180 | 22,2 | x | 1 |

CIRCULAR SAW BLADES

Circular Saw Blades - Aluminum

Applications - Burr free aluminum cutting

FEATURES

- 12% titanium carbide provides long life in metal cutting
- Modified ATB tooth geometry provides clean, burr-free cuts
- Expansion slots dissipate heat which extends blade life



CIRCULAR SAW BLADES - ALUMINUM

| Cat # | Description | Bore (mm) | Out Diameter | Teeth |
|------------|-----------------------------|-----------|--------------|-------|
| DW03210-IN | Saw Blade 10" 100T Aluminum | 25,4 | 254 | 80 |
| DW03220-IN | Saw Blade 12" 80T Aluminum | 25,4 | 254 | 100 |
| DW03225-IN | Saw Blade 10" 120T Aluminum | 25,4 | 254 | 120 |
| DW03230-IN | Saw Blade 12" 80T Aluminum | 25,4 | 305 | 80 |
| DW03240-IN | Saw Blade 12" 100T Aluminum | 25,4 | 305 | 100 |
| DW03245-IN | Saw Blade 12" 120T Aluminum | 25,4 | 305 | 120 |
| DW03250-IN | Saw Blade 14" 80T Aluminum | 25,4 | 354 | 80 |
| DW03260-IN | Saw Blade 14" 100T Aluminum | 25,4 | 354 | 100 |
| DW03265-IN | Saw Blade 14" 120T Aluminum | 25,4 | 354 | 120 |

Circular Saw Blades - Wood

Applications - Cutting plywood, MDF, particle boards, laminated boards & soft wood

FEATURES

- Advanced tooth geometry for chip free cutting.
- Tighter dimensional tolerances ensure smooth cutting.



CIRCULAR SAW BLADES - WOOD WORKING

| Cat # | Description | Bore (mm) | Out Diameter | Teeth |
|------------|-----------------------------------------------|-----------|--------------|-------|
| DW03430-IN | TCT Saw Blade 4" 30 T Wood | 16 | 110 | 30 |
| DW03410-IN | TCT Saw Blade 4" 40 T Wood | 20 | 110 | 40 |
| DW03540-IN | TCT Saw Blade 5" 40 T Wood | 20 | 125 | 40 |
| DT4062-B1 | TCT Saw Blade 7 1/4" 40 T Wood | 20 | 185 | 40 |
| DW03760-IN | TCT Saw Blade 7 1/4" 60 T Wood | 20 | 185 | 60 |
| DT99563-QZ | XR- Xtreme Series 190MM X 30MM Bore X 36T CSB | 30 | 190 | 36 |
| DT99564-QZ | XR- Xtreme Series 190MM X 30MM Bore X 60T CSB | 30 | 190 | 60 |

SDS PLUS ECONOMY DRILL BITS

SDS PLUS ECONOMY DRILL BITS

Applications

- Suitable for fast drilling of plug, anchor or clearance holes in masonry, stone, concrete and brick/block work.

FEATURES

- 2X more carbide in tip for 2X longer drilling life in rebar-reinforced concrete.
- Tapered core technology to increase strength and resist flute breaks especially when drilling deep holes.
- 2-stage flute design with a variable helix pattern quickly moves debris away from the contact zone to increase drilling speed.
- Two sharp cutting edges deliver true holes for secure anchor installations.
- Optimal groove design minimizes friction for increased speed and longer life.



SDS PLUS ECONOMY DRILL BITS

| Cat # | Diameter (mm) | Length (mm) | Working Length (mm) |
|-----------|---------------|-------------|---------------------|
| DT9504-QZ | 5 | 100 | 50 |
| DT9505-QZ | 5 | 160 | 100 |
| DT9514-QZ | 6 | 110 | 20 |
| DT9515-QZ | 6 | 160 | 100 |
| DT9520-QZ | 6,5 | 110 | 50 |
| DT9519-QZ | 6,5 | 160 | 100 |
| DT9525-QZ | 7 | 160 | 100 |
| DT9528-QZ | 8 | 110 | 50 |
| DT9529-QZ | 8 | 160 | 100 |
| DT9539-QZ | 10 | 110 | 50 |
| DT9540-QZ | 10 | 160 | 100 |
| DT9541-QZ | 10 | 210 | 150 |
| DT9542-QZ | 10 | 260 | 200 |
| DT9553-QZ | 12 | 160 | 100 |
| DT9552-QZ | 12 | 200 | 150 |
| DT9554-QZ | 12 | 260 | 200 |
| DT9555-QZ | 12 | 300 | 250 |
| DT9566-QZ | 14 | 160 | 100 |
| DT9578-QZ | 16 | 160 | 100 |
| DT9580-QZ | 16 | 260 | 200 |
| DT9581-QZ | 16 | 300 | 250 |
| DT9582-QZ | 16 | 450 | 400 |
| DT9590-QZ | 18 | 450 | 400 |
| DT9599-QZ | 20 | 450 | 400 |
| DT9604-QZ | 22 | 450 | 400 |
| DT9610-QZ | 24 | 450 | 400 |



SDS PLUS EXTREME DEWALT DRILL BITS

SDS Plus Extreme DEWALT Drill Bits

Applications

- Suitable for fast drilling of plug, anchor or clearance holes in masonry, stone, concrete and brick/block work.

FEATURES

- The innovative EXTREME DEWALT SDS-Plus drill bit is amongst the very best in terms of its durability drilling life and speed.
- The Superior carbide grade ensures a tip with outstanding durability which gives consistent drilling life.
- The NEW 4 FLUTE SPIRAL incorporates a maximized central core for increased durability and energy transmission.
- The 140° tip design ensures better bit penetration and longer life.
- Hardened Steel body for extra strength and reduced breakage.



SDS PLUS EXTREME DRILL BITS

| Cat # | Diameter (mm) | Length (mm) | Working Length (mm) |
|------------|---------------|-------------|---------------------|
| DW00701-B1 | 5 | 110 | 45 |
| DW00702-B1 | 6 | 110 | 50 |
| DW00703-B1 | 6 | 160 | 100 |
| DW00705-B1 | 8 | 110 | 50 |
| DW00706-B1 | 8 | 160 | 100 |
| DW00707-AE | 8 | 210 | 150 |
| DW00708-B1 | 10 | 110 | 50 |
| DW00709-B1 | 10 | 160 | 100 |
| DW00710-AE | 10 | 210 | 150 |
| DW00712-B1 | 12 | 160 | 100 |
| DW00736-AE | 12 | 200 | 150 |
| DW00739-AE | 12 | 260 | 200 |
| DW00713-B1 | 12 | 460 | 400 |
| DW00716-AE | 14 | 160 | 100 |
| DW00717-B1 | 16 | 160 | 100 |
| DW00718-AE | 16 | 200 | 150 |
| DW00719-AE | 16 | 300 | 240 |
| DW00720-AE | 15 | 460 | 400 |
| DW00721-AE | 18 | 200 | 150 |
| DW00725-AE | 20 | 200 | 150 |
| DW00726-B1 | 20 | 300 | 250 |
| DW00727-AE | 20 | 460 | 400 |



SDS MAX DRILL BITS - 2 CUTTER

SDS Max Drill Bits

Applications

- For use with SDS-Max drive hammer drills for anchor fixing or clearance holes in masonry concrete, brick or block work.

FEATURES

- Full Head Carbide with 2 cutters breaks up the hardest concrete with ease.
- 4 flute spiral with maximum flute entry enables faster debris removal.
- Maximised central core enables more efficient energy transmission to the drill bit head.
- Fully supported carbide head gives longer life and cleaner, more concentric holes for better fixing retention.
- Open head design ensures faster drilling.



| SDS MAX DRILL BITS – 2 CUTTER | | | | | |
|-------------------------------|---------------|-------------|---------------------|---------|-----------|
| Cat # | Diameter (mm) | Length (mm) | Working Length (mm) | Cutters | Pack Qty. |
| DT9400-QZ | 12 | 340 | 200 | 2 | 1 |
| DT9401-QZ | 12 | 540 | 400 | 2 | 1 |
| DT9405-QZ | 14 | 340 | 200 | 2 | 1 |
| DT9406-QZ | 14 | 540 | 400 | 2 | 1 |
| DT60200-XJ | 16 | 340 | 200 | 2 | 1 |
| DT60201-XJ | 16 | 540 | 400 | 2 | 1 |
| DT60202-XJ | 18 | 340 | 200 | 2 | 1 |
| DT60203-XJ | 18 | 540 | 400 | 2 | 1 |
| DT60204-XJ | 20 | 340 | 200 | 2 | 1 |
| DT60205-XJ | 20 | 540 | 400 | 2 | 1 |
| DT60206-XJ | 22 | 340 | 200 | 2 | 1 |
| DT60207-XJ | 22 | 540 | 400 | 2 | 1 |
| DT60208-XJ | 24 | 340 | 200 | 2 | 1 |
| DT60209-XJ | 24 | 540 | 400 | 2 | 1 |
| DT60210-XJ | 25 | 340 | 200 | 2 | 1 |
| DT60211-XJ | 25 | 540 | 400 | 2 | 1 |
| DT60212-XJ | 26 | 340 | 200 | 2 | 1 |
| DT60213-XJ | 26 | 540 | 400 | 2 | 1 |
| DT60214-XJ | 28 | 380 | 250 | 2 | 1 |
| DT60215-XJ | 28 | 570 | 450 | 2 | 1 |
| DT60216-XJ | 28 | 670 | 550 | 2 | 1 |
| DT60217-XJ | 30 | 380 | 250 | 2 | 1 |
| DT60218-XJ | 30 | 570 | 450 | 2 | 1 |
| DT60219-XJ | 32 | 380 | 250 | 2 | 1 |
| DT60220-XJ | 32 | 570 | 450 | 2 | 1 |

SDS MAX DRILL BITS - 4 CUTTER

PROFESSIONAL RANGE

SDS Max Drill Bits

Applications

- For use with SDS-Max drive hammer drills for anchor, fixing or clearance holes in masonry concrete, brick or block work.

FEATURES

- 4 flute spiral with maximum flute entry enables faster debris removal.
- Maximised central core enables more efficient energy transmission to the drill bit head.
- Fully supported carbide head gives longer life and cleaner, more concentric holes for better fixing retention.
- Open head design ensures faster drilling.
- IRON BLAST TECHNOLOGY strengthens the bit to increase fatigue resistance and minimize breaks.
- Full Head Carbide with four cutters breaks up the hardest concrete with ease and provides 2X longer life in Hard Concrete.
- Single-piece, Tungsten Carbide tip with redesigned head geometry is bonded securely to a high alloy steel body to remain stable under high impact forces.



SDS MAX DRILL BITS – 4 CUTTER

| Cat # | Diameter (mm) | Length (mm) | Working Length (mm) | Cutters | Pack Qty. |
|-----------|---------------|-------------|---------------------|---------|-----------|
| DT9409-QZ | 16 | 340 | 200 | 4 | 1 |
| DT9410-QZ | 16 | 540 | 400 | 4 | 1 |
| DT9411-QZ | 18 | 340 | 200 | 4 | 1 |
| DT9412-QZ | 18 | 540 | 400 | 4 | 1 |
| DT9414-QZ | 19 | 540 | 400 | 4 | 1 |
| DT9415-QZ | 19 | 670 | 550 | 4 | 1 |
| DT9416-QZ | 20 | 340 | 200 | 4 | 1 |
| DT9417-QZ | 20 | 540 | 400 | 4 | 1 |
| DT9419-QZ | 22 | 340 | 200 | 4 | 1 |
| DT9420-QZ | 22 | 540 | 400 | 4 | 1 |
| DT9422-QZ | 24 | 340 | 200 | 4 | 1 |
| DT9423-QZ | 24 | 540 | 400 | 4 | 1 |
| DT9424-QZ | 25 | 340 | 200 | 4 | 1 |
| DT9425-QZ | 25 | 540 | 400 | 4 | 1 |
| DT9427-QZ | 26 | 340 | 200 | 4 | 1 |
| DT9428-QZ | 26 | 540 | 400 | 4 | 1 |
| DT9429-QZ | 28 | 380 | 250 | 4 | 1 |
| DT9430-QZ | 28 | 570 | 450 | 4 | 1 |
| DT9431-QZ | 28 | 670 | 550 | 4 | 1 |
| DT9432-QZ | 30 | 380 | 250 | 4 | 1 |
| DT9433-QZ | 30 | 570 | 450 | 4 | 1 |
| DT9434-QZ | 32 | 380 | 250 | 4 | 1 |
| DT9435-QZ | 32 | 570 | 450 | 4 | 1 |
| DT9436-QZ | 32 | 920 | 800 | 4 | 1 |

SDS MAX DRILL BITS - 4 CUTTER

PROFESSIONAL RANGE

SDS Max Drill Bits

Applications

- For use with SDS-Max drive hammer drills for anchor, fixing or clearance holes in masonry concrete, brick or block work.

FEATURES

- 4 flute spiral with maximum flute entry enables faster debris removal.
- Maximised central core enables more efficient energy transmission to the drill bit head.
- Fully supported carbide head gives longer life and cleaner, more concentric holes for better fixing retention.
- Open head design ensures faster drilling.
- IRON BLAST TECHNOLOGY strengthens the bit to increase fatigue resistance and minimize breaks.
- Full Head Carbide with four cutters breaks up the hardest concrete with ease and provides 2X longer life in Hard Concrete.
- Single-piece, Tungsten Carbide tip with redesigned head geometry is bonded securely to a high alloy steel body to remain stable under high impact forces.



SDS MAX DRILL BITS – 4 CUTTER

| Cat # | Diameter (mm) | Length (mm) | Working Length (mm) | Cutters | Pack Qty. |
|-----------|---------------|-------------|---------------------|---------|-----------|
| DT9437-QZ | 35 | 380 | 250 | 4 | 1 |
| DT9438-QZ | 35 | 570 | 450 | 4 | 1 |
| DT9439-QZ | 35 | 670 | 550 | 4 | 1 |
| DT9440-QZ | 36 | 570 | 450 | 4 | 1 |
| DT9441-QZ | 38 | 380 | 250 | 4 | 1 |
| DT9442-QZ | 38 | 570 | 450 | 4 | 1 |
| DT9443-QZ | 38 | 670 | 550 | 4 | 1 |
| DT9444-QZ | 40 | 380 | 250 | 4 | 1 |
| DT9445-QZ | 40 | 570 | 450 | 4 | 1 |
| DT9446-QZ | 40 | 920 | 800 | 4 | 1 |
| DT9448-QZ | 45 | 570 | 450 | 4 | 1 |
| DT9449-QZ | 50 | 570 | 450 | 4 | 1 |
| DT9450-QZ | 52 | 570 | 450 | 4 | 1 |

SDS MAX BITS -XLR SERIES (EXTREME)

| Cat # | Diameter (mm) | Length (mm) | Working Length (mm) | Cutters | Pack Qty. |
|------------|---------------|-------------|---------------------|---------|-----------|
| DT60800-QZ | 12 | 340 | 210 | 4 | 1 |
| DT60805-QZ | 14 | 340 | 210 | 4 | 1 |
| DT60832-QZ | 30 | 380 | 250 | 4 | 1 |
| DT60834-QZ | 32 | 380 | 250 | 4 | 1 |
| DT60844-QZ | 40 | 380 | 250 | 4 | 1 |
| DT60845-QZ | 40 | 570 | 450 | 4 | 1 |



DEMOLITION CHISELS

Demolition Chisels

- Heavy duty chiseling and demolition task in concrete, stone (medium hardness), floor and wall tiles and general masonry.
- Wide range of chisels.
- Specially toughened steel and micro-processor controlled heat treatment ensures consistent tough chisels with longer life.



DEMOLITION CHISELS

| Cat # | Fitment | Shape | Description | Category |
|------------|---------------|-------------|--------------------------------------------------|-----------------------|
| DT6905-B1 | 17 mm Hex | Pointed | 17 mm HEX POINTED CHISEL - 400 mm | CHISELS -PROFESSIONAL |
| DT6902-B1 | 17 mm Hex | Flat | 17 mm HEX FLAT CHISEL – 400 mm | CHISELS -PROFESSIONAL |
| DWA0805-IN | 18mm SDS Max | Pointed | 18 mm X 400 SDS MAX CHISEL Pointed | CHISELS -PROFESSIONAL |
| DWA0807-IN | 18mm SDS Max | Flat | 18 mm X 400 X 25 mm SDS MAX CHISEL FLAT | CHISELS -PROFESSIONAL |
| DWA0805B10 | 18mm SDS Max | POINTED | 18X 400mm SDS MAX Pointed (Bulk Pack-10pc) | CHISELS -PROFESSIONAL |
| DWA0807B10 | 18mm SDS Max | Flat | 18X 400mm SDS MAX FLAT CHISEL(Bulk Pack -10pc) | CHISELS -PROFESSIONAL |
| DT6821-QZ | 18mm SDS Max | Pointed | 18 MM X 400MM SDS MAX Pointed | CHISELS -EXTREME |
| DT6823-QZ | 18mm SDS Max | Flat | 18 MM X 400MM X 25 mm SDS MAX FLAT | CHISELS -EXTREME |
| DT8087-QZ | 18mm SDS Max | Pointed | 18 mm SDS MAX CHISEL 600MM POINT | CHISELS -EXTREME |
| DT8088-QZ | 18mm SDS Max | Flat | 18 mm SDS MAX CHISEL 600X 25mm FLAT | CHISELS -EXTREME |
| DWA0809-IN | 19 mm Hex | Pointed | 19 mm X 400 mm HEX POINTED CHISEL | CHISELS -PROFESSIONAL |
| DT6942-QZ | 19 mm Hex | Flat | 19 MMX 400 mm X 25 mm HEX FLAT CHISEL | CHISELS -EXTREME |
| DT6940-QZ | 19 mm Hex | Pointed | 19 mm X 400 MM HEX CHISEL POINTED | CHISELS -EXTREME |
| DWA0810-IN | 19 mm Hex | Pointed | 19 mm X 600 mm HEX POINTED CHISEL | CHISELS -PROFESSIONAL |
| DWA0810B10 | 19 mm Hex | Pointed | 19 mm X 600mm Hex Pointed (Bulk Pack-10pc) | CHISELS -PROFESSIONAL |
| DT6941-QZ | 19 mm Hex | Pointed | 19 mm X 600 MM HEX CHISEL POINTED | CHISELS -EXTREME |
| DT6943-QZ | 19 mm Hex | Flat | 19 mm X 600 mm X 25 mm HEX FLAT CHISEL | CHISELS -EXTREME |
| DT6927-QZ | 28 mm Hex | Pointed | 28 mm X 400 mm Hex Chisel Pointed | CHISELS -EXTREME |
| DT6929-QZ | 28 mm Hex | Flat | 28 mm X 350 mm X 25 mm HEX FLAT CHISEL | CHISELS -EXTREME |
| DT6808-QZ | 30 mm Hex | Pointed | 30 mm HEX X 410mm Pointed Chisel for 16kg hammer | CHISELS -EXTREME |
| DT6838-QZ | 45 mm SDS MAX | Bush Hammer | 45 mm BUSH HAMMER CHISEL SDS MAX STEEL-240 mm | CHISELS -EXTREME |




DIAMOND EDGE CHOP SAW BLADE

HIGH PERFORMANCE RANGE

Diamond Edge Chop Saw Blade FERROUS METAL

STATIONARY & CHOPSAW



- 100X the life versus standard chop saw wheel
- Advanced brazing technology cuts metal with the speed of conventional abrasive wheel
- Steel blade core provides constant cutting depth, capacity and stability of solid core
- Ideal for metal cutting
- Also cuts concrete, plastic, fiberglass, rubber, non-ferrous metals and other soft materials without loading



| DEWALT CHOPSAW WHEELS | | | | | | | |
|-----------------------|------|---------------|----------------|----------------|-------------------|---------|-----|
| Cat # | Type | Diameter (mm) | Thickness (mm) | Bore Size (mm) | Specification | Max RPM | PKS |
| DW8500 | 1 | 355 | 4.0 | 25.4 | Metal - 100X Life | 4,300 | 3 |

Materials



PIPE




STEEL STUDS



ANGLE IRON



REBAR



THREADED ROD

| EXTREME METAL MAX DIAMOND BLADES | | | | | | |
|----------------------------------|---------------|----------------|------------------------------------------------|------|-----------|--|
| Cat # | Diameter (mm) | Bore Size (mm) | Description | Life | Pack Qty. | |
| DW8540-IN | 100 | 16 | EXTREME METAL DIAMOND CUTOFF 4" AGX 30X Life | 30X | 1 | |
| DW8545-IN | 115 | 22,2 | EXTREME METAL DIAMOND CUTOFF 4.5" AGX 30X Life | 30X | 1 | |
| DW8570-IN | 180 | 22,2 | EXTREME METAL DIAMOND CUTOFF 7" AG X 30X Life | 30X | 1 | |
| DW8590-IN | 230 | 22,2 | EXTREME METAL DIAMOND CUTOFF 9" AG X 30X Life | 30X | 1 | |

ANNULAR CUTTERS

PROFESSIONAL RANGE

Weldon Shank Annular Cutters For Magnetic Drill Press

Applications

- Metal Fabrication, Electromechanical.
- Installation and Facade.

FEATURES

- 50mm Length Annular cutter for use in magnetic Drill Press with Weldon shank connection.
- Made of High speed steel for increased durability and performance machined with CNC for exceptional accuracy.



ANNULAR CUTTERS

| Cat # | Length (mm) | Diameter (mm) | Pack Qty. |
|------------|-------------|---------------|-----------|
| DT84500-XJ | 14 | 50 | 1 |
| DT84501-XJ | 16 | 50 | 1 |
| DT84502-XJ | 18 | 50 | 1 |
| DT84503-XJ | 20 | 50 | 1 |
| DT84504-XJ | 22 | 50 | 1 |
| DT84505-XJ | 24 | 50 | 1 |
| DT84506-XJ | 26 | 50 | 1 |
| DT84507-XJ | 28 | 50 | 1 |
| DT84508-XJ | 30 | 50 | 1 |
| DT84509-XJ | 32 | 50 | 1 |
| DT84510-XJ | 40 | 50 | 1 |
| DT84511-XJ | 50 | 50 | 1 |
| DT84512-XJ | Pilot Pin | 2 x Pilot | 1 |

DIAMOND CORE BITS

| Cat # | Diameter (mm) | Thread | Length (mm) | Pack Qty. |
|-----------|---------------|---------------|------------------------------------|-----------|
| DT9864-QZ | 16 | 1 1/4" UNC(F) | 16mm Wet Diamond Core - Long Life | 1 |
| DT9866-QZ | 20 | 1 1/4" UNC(F) | 20mm Wet Diamond Core - Long Life | 1 |
| DT9867-QZ | 22 | 1 1/4" UNC(F) | 22mm Wet Diamond Core - Long Life | 1 |
| DT9868-QZ | 25 | 1 1/4" UNC(F) | 25mm Wet Diamond Core - Long Life | 1 |
| DT9708-QZ | 52 | 1 1/4" UNC(F) | 52mm Wet Diamond Core - Long Life | 1 |
| DT9734-QZ | 78 | 1 1/4" UNC(F) | 78mm Wet Diamond Core - Long Life | 1 |
| DT9759-QZ | 102 | 1 1/4" UNC(F) | 102mm Wet Diamond Core - Long Life | 1 |
| DT9785-QZ | 127 | 1 1/4" UNC(F) | 127mm Wet Diamond Core - Long Life | 1 |
| DT9788-QZ | 152 | 1 1/4" UNC(F) | 152mm Wet Diamond Core - Long Life | 1 |
| DT9790-QZ | 172 | 1 1/4" UNC(F) | 172mm Wet Diamond Core - Long Life | 1 |
| DT9793-QZ | 200 | 1 1/4" UNC(F) | 200mm Wet Diamond Core - Long Life | 1 |

JIGSAW BLADES

Applications

- Straight & profile cutting of soft & hard wood, plywood, MDF & laminated boards upto 60 mm thickness.
- Straight cutting in plain & perforated sheet metal & aluminum.

FEATURES

- DEWALT HSS jigsaw blades are engineered to deliver a quality cut in a variety of ferrous and non-ferrous metals.
- Fully hardened high speed steel for increased durability.
- DEWALT HCS jigsaw blades are engineered to deliver a quality cut in a variety of materials, including wood, laminates and plastics.



| HSS BLADES FOR METAL CULLING / HC SBLADES FOR WOOD CUTTING | | | | | | | | |
|------------------------------------------------------------|-------------------------------------------------------------------------------------------------------------|-----------------------|---------------------|-----------------------|------------------|-------------------------|----------------|-----------|
| Cat # | Applications | Competition Reference | Overall Length (mm) | "Working Length (mm)" | Tooth Pitch (mm) | "Max Depth of Cut (mm)" | Blade Material | Pack Qty. |
| DT2166-QZ | For fast & straight cuts in Wood and Chip-board up to 60mm thick | T144D | 100,0 | 68,0 | 4,0 | 60,0 | HCS | 5 |
| DT2160-QZ | For straight cuts in aluminium & thin sheet metal from 1.5 - 4mm thick | T118A | 76,0 | 50,0 | 1,2 | 4,0 | HSS | 5 |
| DT2161-QZ | For straight cuts in thick metal, non-ferrous metal & aluminium from 2.5 - 6mm thick | T118B | 76,0 | 50,0 | 2,0 | 6,0 | HSS | 5 |
| DT2163-QZ | For fast, straight cuts in aluminium 4-15mm; metal & non-ferrous metal 4-6mm & plastic up to 30mm thick | T127D | 100,0 | 72,0 | 3,0 | 30,0 | HSS | 5 |
| DT2077-QZ | For use Fast Cutting in wood, plastic-coated wood, fibre boards and plastics | T244D | 100,0 | 70,0 | 4,0 | 60,0 | HCS | 5 |
| DT2169-QZ | For fast, straight cuts in wood & chipboard up to 100mm thick | T344D | 152,0 | 116,0 | 4,0 | 100,0 | HCS | 5 |
| DT2059-QZ | Multi Material, wood- 65 mm, Metal-10mm | T345XF | 132,0 | 101,0 | 5,0 | 65,0 | BiM | 5 |
| DT2085-QZ | For straight cuts in thin sheet metal, pipes and profiles (1.5 - 3mm) including aluminium to 65mm thick | T318A | 132,0 | 108,0 | 1,2 | 3,0 | HSS | 5 |
| DT2186-QZ | For fast straight cuts in wood and chip board , plywood, laminated chipboard and plastic up to 60 mm thick. | T144D | 75,0 | 50,0 | 4,0 | 60,0 | HCS | 100 |
| DT2160B | For straight cuts in aluminium & thin sheet metal from 1.5 - 4mm thick | T118A | 76,0 | 50,0 | 1,2 | 4,0 | HSS | 100 |
| DT2161B | For straight cuts in thick metal, non-ferrous metal & aluminium from 2.5 - 6mm thick | T118B | 76,0 | 50,0 | 2,0 | 6,0 | HSS | 100 |

PROMOLINE / COMBINATION SETS AND SCREW DRIVING BITS / NUT DRIVERS



PROMOLINE / COMBINATION SETS

| Cat # | Description | Type | No. of Pcs. | Pack Qty. |
|------------|---------------------------------------------|-----------------------|-------------|-----------|
| DT6952-QZ | CASSETTE TYPE MASONRY DRILLS 5PC SET | Masonry Bits | 5 | 1 |
| DT60302-QZ | SDS+ Drill Bit 6 PC SET | SDS+ Bits | 6 | 1 |
| DT5911-QZ | HSS - R 10 PC SET | HSS - R Bits | 10 | 1 |
| DT5912-QZ | HSS-R 13 PC SET | HSS - R Bits | 13 | 1 |
| DT5913-QZ | HSS - R 19 PC SET | HSS - R Bits | 19 | 1 |
| DT5930-QZ | HSS - R 29 PC SET | HSS - R Bits | 29 | 1 |
| DT5921-QZ | HSS - G 10 PC SET | HSS- G Bits | 10 | 1 |
| DT5923-QZ | HSS - G 19 PC SET | HSS- G Bits | 19 | 1 |
| DT5929-QZ | HSS - G 29 PC SET | HSS- G Bits | 29 | 1 |
| DT71507-QZ | Compact Rapid Load B0 Drill Drive-27 PC SET | Drill Driver Set | 27 | 1 |
| DE0109-XJ | SET 109 PCS DE0109-XJ | Mixed Accessories Set | 109 | 1 |
| DT71563-QZ | 100pc Drill Drive SET | Mixed Accessories Set | 100 | 1 |
| DT7506-QZ | 17pcs Socket Set(6, 8,10,11,12,13,14...) | SOCKET SET | 17 | 1 |

SCREW DRIVING BITS & NUT DRIVERS

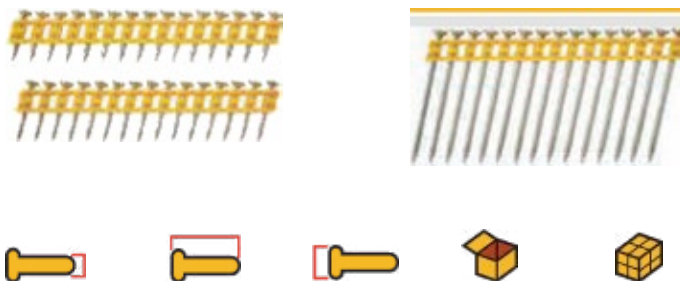
| Cat # | Description | Size (mm) | Type | Pack Qty. |
|-------------|-------------------------------------------------|-----------|------|-----------|
| DT7225-QZ | 50mm Torsion bit Pozi Pz1 x 5 | 50 | Pz1 | 5 |
| DT7226-QZ | 50mm Torsion Pozi PZ2 X5 | 50 | Pz2 | 5 |
| DT7245-QZ | 50mm Torsion bit Phillips Ph1 x 5 | 50 | Ph1 | 5 |
| DT7246-QZ | 50mm Torsion bit Phillips Ph2 x 5 | 50 | Ph2 | 5 |
| DT7203-QZ | 110MM POZI PZ2 X5 | 110 | Pz2 | 5 |
| DT7204-QZ | 110mm Phillips Ph2 x5 | 110 | Ph2 | 5 |
| DT7290-QZ | 70MM TORX BIT T10 X5 | 70 | T10 | 5 |
| DT7291-QZ | 70mm Torx Bit T15 x5 | 70 | T15 | 5 |
| DT7292-QZ | 70mm Torx Bit T20 x 5 | 70 | T20 | 5 |
| DT7293-QZ | 70mm Torx Bit T25 x 5 | 70 | T25 | 5 |
| DT7295-QZ | 70mm Torx Bit T30 X 5 | 70 | T30 | 5 |
| DT7500-QZ | MAGNETIC BIT HOLDER | x | Hex | 1 |
| DWA00003 | 65 mm PH2-PH2 D-end S2 BITS SET (10PC) | 65 | Ph2 | 10 |
| DW00003M-IN | Magnetic 65 mm PH2-PH2 D-end S2 BITS SET (10PC) | 65 | Ph2 | 10 |
| DWA00001 | 110mm PH2-PH2 D-end S2 BITS SET (5PC) | 110 | Ph2 | 5 |
| DW00001M-IN | Magnetic 110mm PH2-PH2 D-end S2 BITS SET (5PC) | 110 | Ph2 | 5 |
| DT7401-QZ | 1/4" MAGNETIC HEX NUT DRIVER 7MM | 7 | Hex | 1 |
| DT7402-QZ | 1/4" MAGNETIC HEX NUT DRIVER 8MM | 8 | Hex | 1 |
| DT7403-QZ | 1/4" MAGNETIC HEX NUT DRIVER 10MM | 10 | Hex | 1 |
| DT7404-QZ | 1/4" MAGNETIC HEX NUT DRIVER 13MM | 13 | Hex | 1 |



FEATURES

General Medium Duty construction applications including:

- Drywall tracks with deflection heads.
- Wire Mesh fixing with 25mm lathing washers.
- Fixing clips and clomps for electricians and plumbers.
- Furring strips to concrete and block.



CONCRETE NAILS - SUITABLE FOR :DCN890

| Cat # | Description | Length (mm) | Shank Dia. (mm) | Head Dia. (mm) | Box Quantity | Carton Quantity |
|------------|------------------------------------------|-------------|-----------------|----------------|--------------|-----------------|
| DCN8901020 | 20 x 2.6mm Std Zinc Plated Nails | 20 | 2,6 | 6,3 | 1005 | 5025 |
| DCN8901025 | 25 x 2.6mm Std Zinc Plated Nails | 25 | 2,6 | 6,3 | 1005 | 5025 |
| DCN8901040 | 40 x 2.6mm Std Zinc Plated Nails | 40 | 2,6 | 6,3 | 1005 | 5025 |
| DCN8901050 | 50 x 2.6mm Std Zinc Plated Nails | 50 | 2,6 | 6,3 | 510 | 2550 |
| DCN8901055 | 55 x 2.6mm Std Zinc Plated Nails | 55 | 2,6 | 6,3 | 510 | 2550 |
| DCN8903013 | 13 x 3mm XH Extra Hard Zinc Plated Nails | 13 | 3,0 | 6,3 | 1000 | 5000 |
| DCN8903017 | 17 x 3mm XH Extra Hard Zinc Plated Nails | 17 | 3,0 | 6,3 | 1005 | 5025 |
| DCN8903022 | 22 x 3mm XH Extra Hard Zinc Plated Nails | 22 | 3,0 | 6,3 | 1005 | 5025 |
| DCN8903043 | 43 x 3mm XH Extra Hard Zinc Plated Nails | 43 | 3,0 | 6,3 | 510 | 2550 |
| DCN8903048 | 48 x 3mm XH Extra Hard Zinc Plated Nails | 48 | 3,0 | 6,3 | 510 | 2550 |

WOOD-NAILS, 16 GA SUITABLE FOR: BATTERY-POWERED DC618, DCN660

| Cat # | Description | Type | Diameter (mm) | Length (mm) | Pack Quantity |
|------------|-------------------------|------|---------------|-------------|---------------|
| DNBA1632GZ | Stuffer head galvanized | 20 ° | 1.39 X 1.61 | 32 | 2500 |
| DNBA1650GZ | Stuffer head galvanized | 20 ° | 1.39 X 1.61 | 50 | 2500 |
| DNBA1663GZ | Stuffer head galvanized | 20 ° | 1.39 X 1.61 | 63 | 2500 |

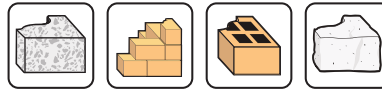
OTHER ACCESSORIES

| Cat # | Description | Type | Pack Quantity |
|------------|--------------------------------------------------------------------------------------|------------------|---------------|
| DT20715-QZ | Multi-Tool Accessory 5 pc set for DCS355 | Multi Tool | 5 |
| DT20719-QZ | Abrasive Sanding Surface for DCS355/ Universal (Carbide Rasp) | Multi Tool | 1 |
| DT20709-QZ | Blade DCS355 (22 TPI Titanium Coated SEMI-CIRCLE BLADE for Wood & Nails)/ Universal | Multi Tool | 1 |
| DT20700-QZ | MULTI TOOL SANDING PLATTEN For DCS355 | Multi Tool | 1 |
| DT20705-QZ | 65 mm X 43 mm Wide Fast Cut Wood Blade for DCS355 | Multi Tool | 1 |
| DT2974-QZ | 17" CLASS 12 POROTON ALLIGATOR TCT | Alligator Blade | 1 |
| DT2361-QZ | 152mm recip for metal (5 pcs / box) | Recip Saw Blade | 5 |
| DT99554-QZ | XR- Xtreme Series 152MM 6IN 6TPI WOOD RE (5pc/Box) | Recip Saw Blade | 5 |
| DE7330-XJ | Dewalt Planer Blades for DW733 | Planer Blade | 1 |
| DT8473-QZ | BAND SAW BLADE FOR DW876 | Band Saw Blade | 1 |
| DT20660-QZ | 40cm Chainsaw Bar Guide | Chain Saw | 1 |
| DT20663-QZ | DEWALT 40 CM REPLACEMENT CHAIN | Chain Saw | 1 |
| DT20664-QZ | DEWALT 46CM REPLACEMENT CHAIN | Chain Saw | 1 |
| DT7030-QZ | ADAPTOR CHUCK SDS | Hammer Accessory | 1 |
| DT4951-QZ | MIXER TOOL | Hammer Accessory | 1 |

PV50-PRO POLYESTER ANCHOR

- Polyester mortar with an ETA option 7 approval for M8-M24 rods
- Approval valid when using standard trade rods and rods from other manufacturers
- Installation up to -5°C approved
- 18 month shelf life

SUITABLE BASE MATERIALS



APPROVALS



| CatNo. | Description | Pack Quantity | Carton Quantity |
|------------|-----------------------------------|---------------|-----------------|
| DFC1310150 | PV50-PRO-345ML Adhesive Cartridge | 1 | 15 |

SETTING TIMES

| TEMP °C | GEL | SET DRY |
|---------|--------|---------|
| - 5° C | 90 min | 360 min |
| 0° C | 45 min | 180 min |
| 5° C | 25 min | 120 min |
| 10° C | 15 min | 80 min |
| 20° C | 6 min | 45 min |
| 30° C | 4 min | 25 min |
| 35° C | 2 min | 20 min |

PV50-PRO ACCESSORIES NOZZLES

NOZZLES



| CatNo. | Description | Pack Quantity | Carton Quantity |
|------------|------------------------------------------|---------------|-----------------|
| DFC1640450 | Adhesive Mix Nozzle - Black - 14 Element | 10 | 1200 |

PV50-PRO ACCESSORIES DISPENSING TOOLS



| CatNo. | Description | Pack Quantity | Carton Quantity |
|------------|---------------------------------------|---------------|-----------------|
| DFC1610150 | 360ML Manual Adhesive Dispensing Tool | 1 | 10 |

AC100-PRO STYRENE FREE VINYLESTER ANCHOR

AC100-PRO RANGE



360ml

ETA option 1

Most versatile

- Vinylester chemical anchor, approved for almost any application and base material
- Approved for seismic loads according to category C1
- Approved temperature range of 120°C and a fast curing time for high loads
- Suitable for use in rotary hammer drilled holes, water filled holes, for overhead applications and embedment depths of $\geq 4x\varnothing - 20x\varnothing$
- 18 month shelf life (12 months for 300ml size)

EUROPEAN TECHNICAL APPROVAL

| CatNo. | Description | Pack Quantity | Carton Quantity |
|------------|------------------------------------|---------------|-----------------|
| DFC1230100 | AC100-PRO-360ML Adhesive Cartridge | 1 | 10 |


SETTING TIMES

| TEMP °C | GEL | SET DRY | SET WET |
|---------|---------|---------|---------|
| -10° C | 90 min | 24 h | 48 h |
| -5° C | 90 min | 14 h | 28 h |
| 0° C | 45 min | 7 h | 14 h |
| 5° C | 25 min | 2 h | 4 h |
| 10° C | 15 min | 80 min | 160 min |
| 20° C | 6 min | 45 min | 90 min |
| 30° C | 4 min | 25 min | 50 min |
| 35° C | 2 min | 20 min | 40 min |
| 40° C | 1.5 min | 15 min | 30 min |

AC100-PRO ACCESSORIES NOZZLES



DFC1640450



DFC1640500/DFC1640200/DFC1640250/DFC1640300

| CatNo. | Description | Pack Quantity | Carton Quantity |
|------------|------------------------------------------|---------------|-----------------|
| DFC1640450 | Adhesive Mix Nozzle - Black - 14 Element | 10 | 1200 |

AC100-PRO ACCESSORIES DISPENSING TOOLS



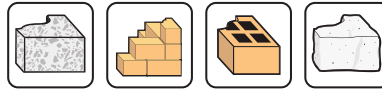
DFC1610050

| CatNo. | Description | Pack Quantity | Carton Quantity |
|------------|---------------------------------------|---------------|-----------------|
| DFC1610050 | 360ML Manual Adhesive Dispensing Tool | 1 | 10 |

PURE 150-PRO STYRENE FREE EPOXY ANCHOR

- Pure epoxy mortar with ETA-option 1 approval, for use in cracked and uncracked concrete
- The mortar can be used for overhead applications and in dry, wet and water filled holes
- The cracked concrete approval is valid for fixing with normal threaded rods, rebars and an internal threaded sleeve. The approval covers threaded rods with diameters M8-M30 and rebars diameter Ø8-Ø32
- Approved for diamond drilled holes
- Approved for seismic loads according to category C1
- 24 month shelf life

SUITABLE BASE MATERIALS



585ml

| CatNo. | Description | Pack Quantity | Carton Quantity |
|------------|----------------------------------------|---------------|-----------------|
| DFC1110050 | PURE150-PRO - 585ML Adhesive Cartridge | 1 | 15 |

SETTING TIMES

| TEMP °C | GEL | SET DRY | SET WET |
|---------|--------|---------|---------|
| +5 | 2 h | 50 h | 100 h |
| +10 | 90 min | 30 h | 60 h |
| +20 | 30 min | 10 h | 20 h |
| +30 | 20 min | 6 h | 12 h |
| +40 | 12 min | 4 h | 8 h |

PURE 150-PRO ACCESSORIES NOZZLES



DFC1640350 DFC1640500/DFC1640200/DFC1640250/DFC1640300

| CatNo. | Description | Pack Quantity | Carton Quantity |
|------------|------------------------------------------|---------------|-----------------|
| DFC1640350 | Adhesive Mix Nozzle - White - 18 Element | 10 | 600 |

PURE 150-PRO ACCESSORIES DISPENSING TOOLS




DFC1610350






| CatNo. | Description | Pack Quantity | Carton Quantity |
|------------|---------------------------------------------|---------------|-----------------|
| DFC1610350 | 385ML/585ML Manual Adhesive Dispensing Tool | 1 | - |

THREADED RODS CHISEL POINT

- Anchor studs with chisel point, to be used in combination with SC-PRO for ETA to apply

THREADED ROD CHISEL POINT - ZINC PLATED CLASS 5.8 STEEL









| CatNo. | Description |  Length [mm] |  DrillDia. [mm] |  ThreadSize [mm] |  Pack Quantity |  Carton Quantity |
|------------|-------------------------------------------------------------|-----------------------------------------------------------------------------------------------|---------------------------------------------------------------------------------------------------|-----------------------------------------------------------------------------------------------------|---------------------------------------------------------------------------------------------------|-----------------------------------------------------------------------------------------------------|
| DFC4130000 | Chisel Point Threaded Rod STM8x110-5.8Steel w/Nut & Washer | 110 | 10 | M8 | 10 | 200 |
| DFC4130050 | Chisel Point Threaded Rod STM10x130-5.8Steel w/Nut & Washer | 130 | 12 | M10 | 10 | 200 |
| DFC4130100 | Chisel Point Threaded Rod STM12x160-5.8Steel w/Nut & Washer | 160 | 14 | M12 | 10 | 100 |
| DFC4130150 | Chisel Point Threaded Rod STM16x190-5.8Steel w/Nut & Washer | 190 | 18 | M16 | 10 | 40 |
| DFC4130200 | Chisel Point Threaded Rod STM20x260-5.8Steel w/Nut & Washer | 260 | 24 | M20 | 5 | 20 |
| DFC4130250 | Chisel Point Threaded Rod STM24x300-5.8Steel w/Nut & Washer | 300 | 28 | M24 | 5 | 20 |

THREADED RODS STRAIGHT CUT

- Anchor studs with straight cut, to be used in combination with DeWALT chemical anchors

THREADED ROD STRAIGHT CUT - ZINC PLATED 5.8 GRADE



| CatNo. | Description |  Length [mm] |  DrillDia. [mm] |  ThreadSize [mm] |  Pack Quantity |  Carton Quantity |
|------------|----------------------------------------------------|-------------------------------------------------------------------------------------------------|-----------------------------------------------------------------------------------------------------|-------------------------------------------------------------------------------------------------------|-----------------------------------------------------------------------------------------------------|-------------------------------------------------------------------------------------------------------|
| DFC4180000 | Straight Cut Threaded Rod M8 & 110 w/Nut & Washer | 110 | 10 | M8 | 25 | 200 |
| DFC4180050 | Straight Cut Threaded Rod M10 & 130 w/Nut & Washer | 130 | 12 | M10 | 25 | 100 |
| DFC4180100 | Straight Cut Threaded Rod M12 & 160 w/Nut & Washer | 160 | 14 | M12 | 10 | 200 |
| DFC4180150 | Straight Cut Threaded Rod M16 & 190 w/Nut & Washer | 190 | 18 | M16 | 10 | 40 |
| DFC4180200 | Straight Cut Threaded Rod M20 & 240 w/Nut & Washer | 240 | 24 | M20 | 10 | 40 |
| DFC4180250 | Straight Cut Threaded Rod M24 & 290 w/Nut & Washer | 290 | 28 | M24 | 10 | 40 |
| DFC4180300 | Straight Cut Threaded Rod M27 & 340 w/Nut & Washer | 340 | 30 | M27 | 5 | 25 |
| DFC4180350 | Straight Cut Threaded Rod M30 & 380 w/Nut & Washer | 380 | 35 | M30 | 5 | 20 |

DEWALT SERVICE

CONVENIENCE: At the heart of the DEWALT® service are the 450+ service stations conveniently located throughout the country, with specialists always available to answer any questions whether you are on or off the jobsite.

SPEED: Having your tools back in action in the fastest time possible is our prime objective. Subject to parts availability, most repairs should not take more than 48 hours in the workshop and for those smaller urgent repairs we provide a “while-u-wait” service.

QUALITY: Highest Quality is assured with DEWALT® factory trained technicians carrying out all repairs with all work being backed by our 3 months Service warranty. Each DEWALT® repair comes with our personal “satisfaction tag” listing all the work done and a DEWALT® contact telephone number should you be less than 100% happy with the repair.

GENUINE PARTS: All parts used in repairs are original, ensuring both the highest quality and a perfect fit every time.

ONLINE SERVICE: www.2helpU.com provides information on the DEWALT® After Sales Services, including DEWALT® authorised repair agent locations, some frequently asked questions, technical information, spare part details, warranty policy and recycling of used tools.



www.2helpU.com



CUSTOMER EXPERIENCE CENTRE

Stanley Black & Decker currently operates state of art customer experience centers in four locations across Asia in Seoul - South K orea, Bangkok - Thailand, Pune – India & Suzhou – China. These centers not only enables us to showcase leading innovations in the world of powers tools, hand tools & power tool accessories it also provided a great platform for our customers to get an hands-on experience on using these products and make the right selection for some of their most demanding applications.

In addition these centers are used for safety & application trainings for industrial applications, new employee induction & advance employee modules, customer & channel par tner team training, top to top interactions and last but not the least Corporate SocialR esponsibility initiatives centered around makers of tomorrow – tradesmen, contractors and students in true spirit of our corporate mission. F or the builders and protectors, for the makers and explorers, for those shaping and reshaping our world through hard work and inspiration, Stanley Black & Decker provides the tools and innovative solutions you can trust to get the job done - and we have since 1843.

DEMO ZONE

DEMO ZONE

Stanley Black & Decker India Pvt. Ltd.,

28 Akemps, 3rd main, 1st Cross, Ashwini Layout,
Koramangala Intermediate Ring Road, Bangalore-560 047.
Tel: +91 80 6791 9900 F: +91 80 6660 8828
E: sbd-customercommunications@sbdinc.com