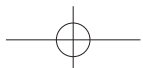


CATALOGUE



WESCO®
Born For Professionals





OUR COMPANY

Positec is a new breed of global company engaged in the manufacture and marketing of power tools, lawn and garden equipment and accessories, which are sold around the world to professional contractors and home improvement enthusiasts. Since its founding in 1994, Positec has achieved industry-leading growth and employs almost 4,000 people in 12 countries to become a truly global competitor in the power tool industry.

Positec is a company built on a passion for innovation, best-in-class customer care and a commitment to make a difference in the world.

Wesco is one of Positec's own brand with top-quality and competitive prices, it's great value has been proved by a wide consumer base in Brazil, Benelux , Australia, and etc. markets.



Colaboradores globales

4000

Patentes

5300

Países

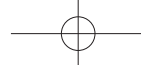
100

Premios internaciones

80



reddot design award
winner



Positec Technology (China) Co., Ltd.

No. 18 Dongwang Road, Suzhou Industrial Park, 215123 China

☎: + 0086-512-65152888 Ext: 2549 📞: +0086-15906206681 / +0086-13962401478

WeChat & Whats App: 15906206681 / 13962401478

✉: Harvey.Fang@positecgroup.com / Henrik.Yang@positecgroup.com

Website: www.wesco-tools.com





ForAll™



ONE BATTERY, ALL TOOLS



12V Impact Driver

WS2530



Features

- LED light
- Variable speed with reverse
- Rubber overmould grip
- Ergo design with stand up feature
- Machine Weight 1.0kg

Accessories

- 1pc 1.3Ah Li-ion battery pack
- 1pc 1hr Charger
- 2pc 50mm bits (PH2 / SL5.5)
- Color box

LITHIUMTECH™



12V Drill Driver

WS2532



Features

- Variable speed with reverse
- Ergosum design
- Rubber overmould grip
- Forward and reverse rotation
- LED light
- Machine Weight 0.96kg

Accessories

- 1pc Charger
- 1pc 1.3Ah Li-ion battery pack
- 6pc PH1/PH2/PH3/SL(1/4)/SL(3/16)
+ Magnetic bit holder
- Color box

LITHIUMTECH™



12V Drill Driver

WS2531



Features

- LED light
- Variable speed with reverse
- Ergosum design
- Forward and reverse rotation
- Single sleeve chuck
- Auto spindle lock
- Machine Weight 1.0kg

Accessories

- 2pc 1.3Ah Li-ion battery pack
- 1pc 1hr Charger
- 2pc Double ended bits (SL5.5/PH2)
- Color box



LITHIUMTECH™



12V Impact Drill

WS2547



Features

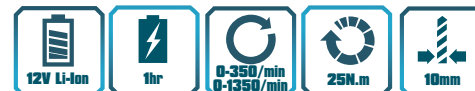
- Variable speed with reverse
- Two speed gear box
- Rubber overmould grip
- Forward and reverse rotation
- LED light
- Machine Weight 1.07kg

Accessories

- 1pc Charger
- 1pc Battery pack
- Color box



LITHIUMTECH™



12V Drill Driver

WS2550K

New



LITHIUMTECH™



Features

- LED light
- LED charging indicator
- Rubber overmould grip
- Forward and reverse rotation
- Variable speed
- Machine Weight 0.84kg

Accessories

- 1pc Charger
- 1pc Magnetic holder
- 2pc HSS drill bit(4mm/6mm)
- 10pc 25mm CRV bits
- Transparent box + Color sticker

12V Mini Drill

WS2539



Features

- Spindle lock
- Variable speed
- Soft grip handle
- LED light
- Machine Weight 0.41kg

Accessories

- 41pc Accessories
- Color box

LITHIUMTECH™



12V Rep Saw

WS2535.9



Chargers and Batteries are Sold Separately

LITHIUMTECH™




Features

- Rubber overmould grip
- Variable speed
- Tool-Less blade change system
- Machine Weight 1.2kg

Accessories

- 1pc Blade for wood
- Color box



12V LED Torch

WS2538.9



Features


- On-off switch
- Rubber overmould grip
- Machine Weight 0.26kg

Accessories

- Color box

Chargers and Batteries are Sold Separately

LITHIUMTECH™





3.6V Screw Driver

WS2012



Features

- Charging indicator
- Rock switch for Forward / Reverse function
- Rubber overmould grip
- LED light
- Machine Weight 0.35kg

Accessories

- 1pc Charger
- 1pc 50mm Slot
- 1pc 50mm Phillips
- Color box



LITHIUMTECH™



3.6V Screw Driver

WS2013

New



Features

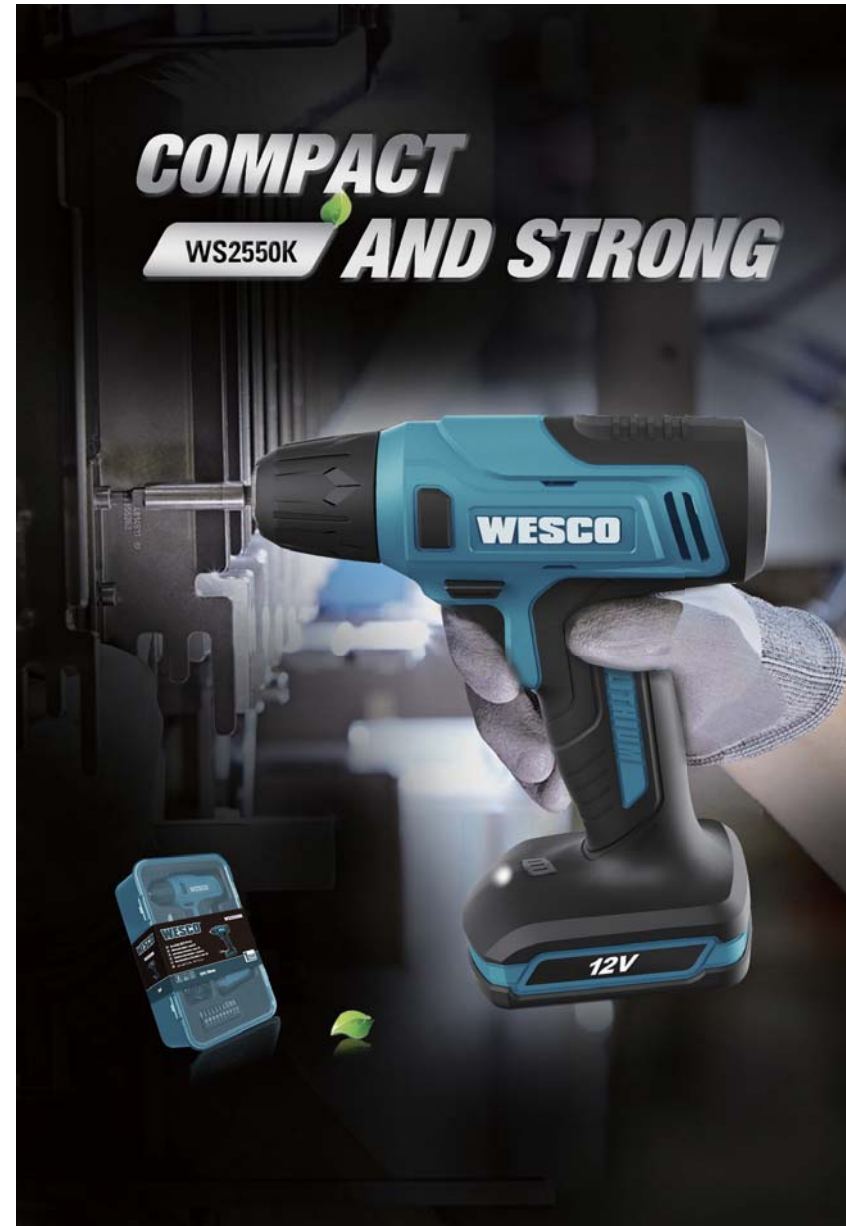
- LED light
- Charging indicator
- Off-set head makes driving work in corners at ease
- 6 Bits are stored in cartridges, always ready for use
- Rock switch for Forward / Reverse function
- Machine Weight 0.47kg

Accessories

- 1pc Charger
- 1pc Cartridge (25mm screwdriver bit(PH2 PZ2 HEX4 HEX5 SL4),25mm pilot hole drill bit)
- Color box



LITHIUMTECH™



**ONE BATTERY,
ALL TOOLS**

ForAll™



18V BL Impact Drill

WS2921K2



BRUSHLESS MOTOR



Features

- Brushless motor increase longer run time per charge
- Two speed gear box
- Rubber overmould grip
- Variable speed with reverse
- Auto spindle lock
- LED light
- Machine Weight 1.34kg

Accessories

- 2pc Battery pack
- 1pc Charger
- 1pc Double ended bits (PH2 / SL5.5)
- 1pc Belt clip
- Color Box+BMC

LITHIUMTECH™



18V Impact Drill

WS2937



Features

- Variable speed with reverse
- Two speed gear box
- Rubber overmould grip
- Auto spindle lock
- LED light
- Machine Weight 1.46kg

Accessories

- 1pc Battery pack
- 1pc Charger
- 1pc Double ended bits (SL5.5/PH2)
- 1pc Belt clip
- Color box

LITHIUMTECH™



18V Impact Driver

WS2939K2



Features

- Forward and reverse switch
- Rubber overmould grip
- Variable speed with reverse
- 1/4" Hex chuck
- Belt clip
- LED light
- Machine Weight 1.42kg

Accessories

- 2pc Battery pack
- 1pc Charger
- 1pc Belt clip
- 1pc 50mm Screwdriver bit
- Color box+BMC

LITHIUMTECH™



18V Drill Driver

WS2938



Features

- Rubber over-mould grip
- Two speed gear box
- Auto spindle lock
- Variable speed with reverse
- LED light
- Machine Weight 1.35kg

Accessories

- 1pc Battery pack
- 1pc Charger
- 1pc Double ended bits(PH2/SL5.5)
- 1pc Belt clip
- Color box

LITHIUMTECH™



18V Rotary Hammer

WS2940K2



LITHIUMTECH™



Features

- Function(Hammer, drill and screwdriver)
- Rubber overmould grip
- SDS-plus chuck
- Variable speed with reverse
- Forward and reverse rotation
- Machine Weight 1.58kg

Accessories

- 2pc Battery pack
- 1pc Charger
- Color box+BMC

18V Jig Saw

WS2933



LITHIUMTECH™



Features

- 4 position pendulum function
- Rubber overmould grip
- Variable speed
- Lock off switch
- Machine Weight 1.88kg

Accessories

- 1pc Battery pack
- 1pc Charger
- 1pc Wood cutting blade
- 1pc Allen key
- Color box

18V Circular Saw

WS2934



LITHIUMTECH™



Features


- Spindle lock
- Rubber overmould grip
- Lock-off switch
- Dust extraction
- Machine Weight 2.58kg

Accessories

- 1pc Battery pack
- 1pc Charger
- 1pc Hex key
- 1pc Saw blade
- 1pc Parallel guide
- Color box

18V Reciprocating Saw

WS2947



LITHIUMTECH™



Features

- Tool-Less blade change system
- Variable speed
- Rubber overmould grip
- Lock off switch
- Tool free shoe adjustment
- Tool-Less pivot foot plate adjustment
- Machine Weight 2.06kg

Accessories

- 1pc Battery pack
- 1pc Charger
- 1pc Blade for wood
- Color box

18V Angle Grinder

WS2941



Features

- Spindle lock
- Rubber overmould grip
- Auxiliary handle
- Quick guard adjustment
- 2 positions auxiliary handle
- Machine Weight 1.83kg

Accessories

- 1pc Battery pack
 - 1pc Charger
 - 1pc Auxiliary handle
 - 1pc Spanner
 - 1pc Quick guard for grinding
- Color Box

LITHIUMTECH™



18V Oscillation Tool

WS2932

New



Features

- Multi function: sawing, scraping, sanding and so on
- Slide on/off switch
- Variable speed control
- Lock on switch
- Machine Weight 1.23kg

Accessories

- 6pc Accessories
 - 1pc Allen key
 - 1pc Battery pack
 - 1pc Charger
- Color Box

LITHIUMTECH™



18V Working Light

WS2943



Features

- Three light regulation: 1600/1000/600 lumens
- Operating hours: 1600lumens for 2hr with 2.0Ah battery pack
- Head rotates 360° to aim light in several directions
- Rubber stand for secure positioning and gentle use on Delicate surfaces
- Machine Weight 2.09kg

Accessories

- 1pc Battery pack
 - 1pc Charger
- Color box

LITHIUMTECH™



18V Blower

WS2942

New



Features

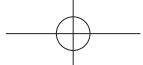
- Compact, light weight design
- Blower function only
- Rubber overmould grip
- Machine Weight 1.49kg

Accessories

- 1pc Battery
 - 1pc Charger
 - 1pc Dust tube
- Color box

LITHIUMTECH™





115mm 850W Angle Grinder

WS4700



Features

- Slide on/off switch
- Spindle lock
- Slim body design
- Auxiliary handle
- Machine Weight 2.0kg

Accessories

- 1pc Auxiliary handle
- 1pc Spanner
- 1pc Wheel guard for grinding
- Color Box



115mm 750W Angle Grinder

WS4740



Features

- Auxiliary handle
- Aluminum alloy gear housing
- Slim body design
- Spindle lock
- Slide on/off switch
- Machine Weight 2.1kg

Accessories

- 1pc Auxiliary handle
- 1pc Wheel guard for grinding
- 1pc Spanner
- Color Box



230mm 2350W Angle Grinder

WS4703

New




Features

- Lock-off switch
- Quick guard adjustment
- Spindle lock
- External brush change
- Anti-vibration auxiliary handle
- 3 position auxiliary handle
- Machine Weight 5.6kg

Accessories

- 1pc Spanner
- 1pc Quick change guard for grinding
- 1pc Anti-vibration auxiliary handle
- Color box



125mm 1200W Car Polisher

WS4504K



Features

- External brush change
- Rubber overmould grip
- Spindle lock
- Variable speed dial
- Lock-off switch
- Machine Weight 2.6kg

Accessories

- 1pc Hex key
- 1pc Auxiliary handle
- 1pc Wool bonnet
- 1pc 125mm Polishing disk
- 1pc Metal adapter
- Color box+BMC



180mm 1400W Car Polisher

WS4501




Features

- Rubber overmould grip
- Spindle lock
- Lock on switch
- External brush change
- Variable speed dial
- Machine Weight 3.27kg

Accessories

- 1pc Auxiliary handle
- 1pc Hex key
- 1pc Wool bonnet
- 1pc Rubber disc for wool bonnet
- 1pc Metal adapter
- Color Box



300W Screw Driver

WS3231



Features

- Lock-on switch
- Variable speed
- Forward and reverse rotation
- Machine Weight 1.16kg

Accessories

- Color Box



10mm 550W Impact Drill

WS3173



Features

- Lock-on switch
- Forward and reverse rotation
- Rubber overmould grip
- Variable speed switch
- Machine Weight 1.50kg

Accessories

- 1pc Chuck key
- Color box



13mm 750W Impact Drill

WS3174



Features

- Lock-on switch
- Forward and reverse rotation
- Rubber overmould grip
- Variable speed switch
- Machine Weight 1.81kg

Accessories

- 1pc Auxiliary handle
- 1pc Depth gauge
- 1pc Chuck key
- Color box



13mm 1000W Impact Drill

WS3176



Features

- Forward and reverse rotation
- Rubber overmould grip
- Variable speed switch
- Lock-on switch
- Metal depth gauge
- Machine Weight 2.05kg

Accessories

- 1pc Chuck key
- 1pc Auxiliary handle
- 1pc Metal depth gauge
- Color Box



20mm 620W Rotary Hammer

WS3160K



Features

- Two function
- SDS-plus chuck
- Variable speed
- Lock-on switch
- Rubber overmould grip
- Forward and reverse rotation
- Machine Weight 2.3kg

Accessories

- 1pc Auxiliary handle
- 1pc Depth gauge
- Color Box+Carry Bag



26mm 800W Rotary Hammer

WS3212K



Features

- Drill + hammer + chisel
- Variable speed
- SDS quick change system
- Lock-on switch
- Forward and reverse rotation
- Plastic gear box
- Machine Weight 3.0kg

Accessories

- 1pc Auxiliary handle
- 1pc Depth gauge
- 1pc SDS drill bit(8x120mm)
- Color box+BMC



26mm 1000W Rotary Hammer

WS3161K



Features

- SDS-plus chuck
- Aluminum gear box
- Three function
- External carbon brush change
- Over load protection
- Machine Weight 3.79kg

Accessories

- 1pc Auxiliary handle
- 1pc Depth gauge
- 1pc Plastic container grease
- 1pc Dust cover
- 1pc Spanner
- Color box+BMC



28mm 1200W Rotary Hammer

WS3201K



Features

- SDS-plus chuck
- Rubber overmould grip
- Over load protection
- Three function
- Machine Weight 4.77kg

Accessories

- 1pc Auxiliary handle
- 1pc Metal depth gauge
- 1pc Plastic container grease
- 1pc Spanner
- 1pc Dust cover
- Color Box+BMC



Metal Concrete Madera



32mm 1500W Rotary Hammer

WS3202K



Features

- Aluminum gear box
- Rubber overmould grip
- Quick change SDS-Plus chuck
- Three function
- Machine Weight 5.73kg

Accessories

- 1pc Auxiliary handle
- 1pc Metal depth gauge
- 1pc Plastic container grease
- 1pc Dust cover
- Color Box+BMC



Metal Concrete Madera



30mm 1100W Demolition Hammer

WS3203K



Features

- Lock-on switch
- SDS-Max chuck
- Machine Weight 6.26kg

Accessories

- 1pc Plastic container grease
- 1pc Spanner
- 1pc Point chisel
- Color box+BMC



30mm 1700W Demolition Hammer

WS3204K



Features

- Hex chuck
- Rubber overmould grip
- Anti-Vibration main handle
- Lock-on switch
- Machine Weight 16.0kg

Accessories

- 1pc Auxiliary handle
- 1pc Spanner
- 1pc SDS Flat Chisel (30*410mm)
- 1pc SDS point Chisel (30*410mm)
- Color box+Metal box





1200W Three-function Rotary Hammer



Safety Clutch Function



1200W



WS3201K

20mm 850W Jig Saw

WS3772



Features

- LED light
- Lock on switch
- Aluminium base plate, mitre cuts 45° left and right adjustable
- Electric speed adjustment
- Tool-less blade change system
- Machine Weight 2.24kg
- Variable speed
- Dust blower switch

Accessories

- 1pc Parallel guide
- 1pc Hex key
- 1pc Vacuum adapter
- 1pc Metal cutting blade
- 2pc Wood cutting blade
- Color Box



185mm 1500W Circular Saw

WS3441



Features

- With dust outlet
- Spindle lock
- Lock-off switch
- Dust extraction system
- Steel base
- Aluminium upper guard
- Machine Weight 4.06kg

Accessories

- 1pc Parallel guide
- 1pc Hex key
- 1pc Vacuum adapter
- 1pc Blade:185mm*24T
- Color Box



110mm 1300W Portable Tile Cutter

WS3903




Features

- Lock-on switch
- Cutting depth adjustable
- External carbon brush change
- 0-45° angle adjustment
- Machine Weight 2.88kg

Accessories

- 1pc Spanner
- 1pc Socket spanner
- 1pc Water hose: 2m
- 1pc Rubber tap connector
- 1pc Screw
- 1pc Plastic nozzle
- Color box



125mm 1500W Wall Chaser

WS5509K



Features

- Aluminium guard
- Auxiliary handle
- Overload protection
- Rubber overmoulded grip
- Constant speed
- Lock-off switch
- Machine Weight 4.33kg


Accessories

- 1pc Auxiliary handle
- 1pc Vacuum adaptor (35mm)
- 1pc Spanner
- 1pc Chisel for material removal
- 2pc Diamond cutting disc (Ø125x1.8x22.3mm)
- Color box+BMC



20mm 800W Reciprocating Saw

WS3657



Features

- Tool-Less blade change system
- Adjustable pivot foot plate
- Rubber overmould grip
- Aluminium gear case
- Lock-on switch
- Variable speed
- Machine Weight 2.3kg

Accessories

- 1pc Hex key
- 1pc Blade for wood
- Color Box



1/4" 240W Palm Sander

WS4151



Features

- Paper clamp system
- Dust collection system
- Aluminium base
- Rubber overmould grip
- Dust Sealed Switch
- Machine Weight 1.5kg

Accessories

- 1pc Dust extraction adaptor 32mm
- 1pc Dust bag
- 1pc 60 Grit clamp sanding paper
- 1pc 80 Grit clamp sanding paper
- 1pc 120 Grit clamp sanding paper
- 1pc Paper punch
- Color Box



1/3" 240W Finishing Sand

WS4168



Features

- Rubber overmould grip
- Dust collection system
- Aluminium base
- Variable speed control
- Paper clamp system
- Machine Weight 1.63kg

Accessories

- 1pc Dust extraction adaptor 32mm
- 1pc Dust box
- 1pc Paper hole punch
- 1pc 80 Grit clamp sanding paper
- 1pc 100 Grit clamp sanding paper
- 1pc 120 Grit clamp sanding paper
- Color box



125mm 400W Rotary Sander

WS4265



Features

- Hook and loop system
- Variable speed control
- Dust collection
- Rubber overmould grip
- Quick-adjustable auxiliary handle
- Machine Weight 1.95kg

Accessories

- 1pc Dust bag
- 1pc 60 Grit velcro sanding paper
- 1pc 80 Grit velcro sanding paper
- 1pc 100 Grit velcro sanding paper
- Color box



920W Belt Sander

WS4366



Features

- Dust Collection System
- Quick release belt change
- Rubber overmould grip
- Variable speed control
- Belt centering system adjustment
- Lock on switch
- Machine Weight 2.95kg

Accessories

- 1pc Dust bag
- 1pc Dust extraction adapter
- 1pc 80 Grit sanding belt
- Color Box



1/4" 500W Router

WS5047



Features

- On off switch
- External brushes
- Plunge depth locking
- Spindle lock
- Machine Weight 1.45kg

Accessories

- 1pc Transparent guard
- 1pc Base guide
- 1pc Template guide
- 1pc Extension guide
- 1pc Wrench
- 2pc Collet(6.0mm/6.35mm each one)
- Color Box



6/8mm 1500W Router

WS5046



Features

- Soft start
- Spindle lock
- Preset plunge depth stop
- Dust extraction port
- Variable speed
- Lock off switch
- Machine Weight 4.5kg
- Micro depth adjustment
- Aluminium base

Accessories

- 2pc Collet
- 2pc Router bits
- 1pc Center pin
- 1pc Template guide
- 1pc Parallel guide
- 1pc Spanner
- 1pc Dust extraction tube
- Color box



300W Oscillation Tool

WS5123K



Features

- LED work light
- Multi function: sawing,scraping,sanding and so on
- Tool-free accessory change system
- Variable speed provides great control on various materials
- Slide on/off switch
- Machine Weight 1.8kg

Accessories

- 14pc Accessories
- Color box+Carry Bag



2.3mm/3.2mm 160W Mini Drill

WS3113K



Features

- External carbon brush change
- Rubber overmould grip
- On/off switch
- Spindle lock
- Variable speed
- Machine Weight 0.65kg

Accessories

- 1pc Flexible shaft
- 1pc Front assistant handle
- 1pc Allen key
- 40pc Accessories
- Color Box+BMC

Bonus
+ 40 accessories



2000W Heat Gun

WS6427



Features

- Overheating protection
- Rubber overmould grip
- 3 position switch(40°C 300L/min 350°C 300L/min 550°C 500L/min)
- Cold air function(40 300L/min)
- Machine Weight 0.6kg

Accessories

- 1pc Scraper
- 1pc Hook nozzle
- 1pc Flat nozzle
- 1pc Glass protection nozzle
- 1pc Concentration nozzle
- Color Box



350W Spray Gun

WS5581



Features

- HVLP Technology provides low overspray control, more Healthier & greener
- Variable control trigger to control material flow
- Detail finish nozzle for horizontal or vertical patterns and round patterns for detail work
- Machine Weight 0.99kg

Accessories

- 1pc Viscosity cup/ filler
- 1pc Nozzle cleaning needle
- Color box



500W Spray Gun

WS5582



Features

- HVLP Technology provides low overspray control, more Healthier & greener
- Variable control trigger to control material flow
- Detail finish nozzle for horizontal or vertical patterns and Round patterns for detail work
- 1.8m High-Flex Hose for great maneuverability
- With shoulder strap for easy operation
- Machine Weight 1.82kg

Accessories

- 1pc Viscosity cup/ filler
- 1pc Nozzle cleaning needle
- 1pc Shoulder strap
- Color box





160mm 1600W Mixer WS5519



Features

- Metal gear housing
- Twin handle
- Rubber overmould grip
- Lock-on switch
- Variable speed
- Machine Weight 5.4kg

Accessories

- 2pc Spanner
- 1pc Mixing paddle(diameter:160mm)
- Color Box



355mm 2300W Cut Off Saw WS7702



Features

- Spanner storage
- Whole blade guard
- Quick release material clamping system
- External brush change
- Machine Weight 16.5kg

Accessories

- 1pc Cutting disc
- 1pc Hex key
- Color box



255mm 2000W Mitre Saw WS7169



Features

- Carry handle
- Dust bag
- Sliding function rail
- Spindle lock
- Rubber covered D handle
- Quick clamp vice
- Machine Weight 13kg

Accessories

- 2pc Extension rail
- 1pc Dust bag
- 1pc Allen key
- 1pc Work clamp
- 1pc Blade
- Color Box



150mm 250W Bench Grinder WS7800



Features

- Adjustable eye shields
- Work rest
- Machine Weight 7.3kg

Accessories

- 2pc Work rest
- 2pc Eye shields
- 1pc Grinding disk:Ø150X 20 X Ø12.7mm left #36
- 1pc Grinding disk: Ø150X 20 X Ø12.7mm right #60
- Color box



1500W High Pressure Washer

WS8671



Features

- Aluminum pump
- Automatic stop function extends machine life
- Power cord storage
- With wheels and handle for easy movement
- Machine Weight 5.55kg

Accessories

- 1pc Adjustable lance
- 1pc 5m Water outlet pressure hose
- 1pc 5m Power cable
- 1pc Adjustable spray nozzle
- 1pc Spray gun
- 1pc Water filter
- 2pc Wheel
- 1pc Holder for electric cable
- 1pc Spray gun holder
- 1pc Cleaning pin
- Color Box

1500W High Pressure Washer

WS8674



Features

- Adjustable lance and spray gun
- Aluminum pump
- With wheels and handle for easy movement
- Power cord storage
- Induction motor
- Machine Weight 10.25kg

Accessories

- 1pc 5m power cable
- 1pc 5m water outlet pressure hose
- 1pc Adjustable spray nozzle
- 1pc Adjustable lance
- 1pc Spray gun
- 1pc Water filter
- 1pc Spray gun holder
- 1pc Holder for electric cable
- Color Box
- 1pc Cleaning pin
- 2pc Wheel

2200W High Pressure Washer

WS8673



Features

- Aluminum pump
- Power cord storage
- With wheels and handle for easy movement
- Adjustable lance and spray gun
- Automatic stop function extends machine life
- Machine Weight 12.05kg

Accessories

- 1pc Adjustable spray nozzle
- 1pc Spray gun
- 1pc 5m water outlet pressure hose
- 1pc Cleaning pin
- 1pc Foot step
- 1pc Soap bottle
- 1pc Water filter
- Color Box
- 1pc 5m power cable
- 1pc Spray gun base
- 1pc Spray gun holder

600W Blower

WS8043



Features

- Blower function only
- Plastic impeller
- Lightweight and ergonomic one-hand operation
- Lock-on Switch
- External brush change
- Machine Weight 1.36kg

Accessories

- 1pc Blower tube
- Color box

ICON INDEX



Lithium battery pack
12V Voltage



Charging Time



No-load Speed



Chuck Size



Chuck Capacity



Lithium battery pack
18V Voltage



Collet Size



Disc Size



SDS-plus



Bevel Capacity



Maximum Cutting Depth



Power



Stroke Length



Working Time



Max Air Volume Flow



Spindle Thread



Impact Energy



Blade Size



Blower Speed



Disc Bore



Collet Size



Belt Size



3 position Airflow
Position 1



3 position Airflow
Position 2



3 position Airflow
Position 3



Spindle Lock



Capacity



Base Size



Quick Clamp



Vacuity



Measuring Range



LED Light



Max Torque



Tank Capacity



Base size



Universal Fit System



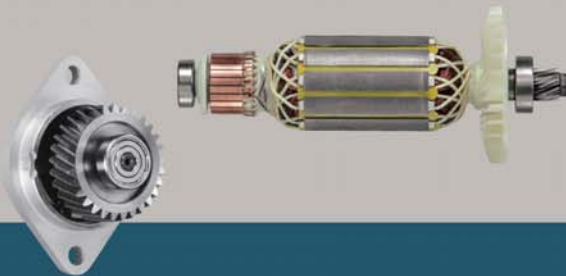
WS3903

0-45° Angle Adjustment

1300W Portable Tile Cutter



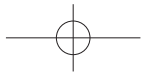
**Longer Lifetime,
More Durability**

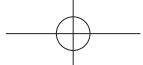




Lined writing area with 20 horizontal blue lines.

NOTE





WESCO®

Born For Professionals

